

**NorthNet Library System
Administrative Council Mid-Year Meeting
Thursday, January 26, 2023 - 9:00 a.m.**

Zoom Meeting

<https://us02web.zoom.us/j/88164748790?pwd=RG5sUDZVQVROSFhhN2I1dFFRdUh5Zz09>

Meeting ID: 881 6474 8790

Passcode: 957583

Phone Access: +1 669 444 9171

1. **Welcome and Roll Call** Halstead, Chair
2. **Public Invited to Address the Council** Halstead
3. **Approval of Consent Calendar (Action Item)**
 - A. Approval of Agenda
 - B. Approval of June 15, 2022 Administrative Council Meeting Minutes Attachment 1, p. 4
4. **Presentation:** Attachment 2, p. 13
State Library Updates on Building Infrastructure Grants and Other Initiatives, Reed Strege, Library Programs Administrator, California State Library
5. **Old Business**
 - A. Update on Library-to-Go Shared Collection Platt Attachment 3, p. 15
 - B. Adoption of Revised Strategic Priorities and Values, and Development of Ad Hoc Committee for Benchmarks and Timelines **(Action Item)** Adlawan Attachment 4, p. 22
 - C. Review of CLSA Cost Share Study Revisions and Next Steps **(Action Item)** Olawski Attachment 5, p. 25
6. **New Business**
 - A. Appointment of New Vice-Chair and New Executive Committee Members **(Action Item)** Brinkley Attachment 6, p. 61
 - B. Recommendation for Additional Shared Services Eligible for CLSA Funds **(Action Item)** Fuchs Attachment 7, p. 62

- | | | |
|---|--------------|----------------------|
| C. Development of Task Force to Revise the Format of the NLS CLSA Claim Form | Halstead | Attachment 8, p. 67 |
| D. Update on Use of NLS List-Serv for Assistant/Deputy Directors (Action Item) | Brinkley | Attachment 9, p. 71 |
| E. Discussion of Governor's End of State of Emergency and Consideration of In-Person Meetings | Frost | |
| F. Discussion of Local Funding | Sufi/Oschner | |
| 7. State Library Report | Chris Durr | Attachment 10, p. 72 |
| 8. Announcements | | |
| 9. Adjournment | | |

Brown Act: The legislative body of a local agency may use teleconferencing in connection with any meeting or proceeding authorized by law. Cal. Gov't Code § 54953(b)(1). A "teleconference" is "a meeting of a legislative body, the members of which are in different locations, connected by electronic means, through either audio or video, or both." Cal. Gov't Code § 54953(b)(4). A local agency may provide the public with additional teleconference locations. Cal. Gov't Code § 54953(b)(4).

The teleconferenced meeting must meet the following requirements:

- (1) it must comply with all of the Act's requirements applicable to other meetings;
- (2) all votes must be taken by roll call;
- (3) agendas must be posted at all teleconference locations and the meeting must be conducted in a manner that protects the statutory and constitutional rights of the parties or public appearing before the body;
- (4) each teleconference location must be identified in the notice and agenda and each location must be accessible to the public;
- (5) during the teleconferenced meeting, at least a quorum of the members of the legislative body must participate from locations within the boundaries of the body's jurisdiction; and
- (6) the agenda must provide the public with an opportunity to address the legislative body at each teleconference location. Cal. Gov't Code § 54953(b).

Meeting Locations

Alpine County Library, 270 Laramie Street, Markleeville, CA 96120
Belvedere-Tiburon Public Library, 1501 Tiburon Boulevard, Tiburon, CA 94920
Benicia Public Library, 150 East L Street, Benicia, CA 94510
Butte County Library, 1820 Mitchell Avenue, Oroville, CA 95966
California State University Chico Library, 400 West First Street, Chico, CA 95929
Colusa County Library, 738 Market Street, Colusa, CA 95932
Del Norte County Library District, 190 Price Mall, Crescent City, CA 95531
El Dorado County Library, 345 Fair Lane, Placerville, CA 95667
Folsom Public Library, 411 Stafford Street, Folsom, CA 95630
Lake County Library, 1425 N. High Street, Lakeport, CA 95453
Larkspur Public Library, 400 Magnolia Avenue, Larkspur, CA 94939
Lassen Library District, 1618 Main Street, Susanville, CA 96130
Lincoln Public Library, 485 Twelve Bridges Drive, Lincoln, CA 95648
Marin County Free Library, 3501 Civic Center Drive, #414, San Rafael, CA 94903
Mendocino County Library, 105 North Main Street, Ukiah, CA 95482
Mill Valley Public Library, 375 Throckmorton Avenue, Mill Valley, CA 94941
Modoc County Library, 212 W. 3rd Street, Alturas, CA 96101
Mono County Free Library, 2409 Apache Dr, Bishop CA 93514
Napa County Library, 580 Coombs Street, Napa, CA 94559
Nevada County Library, 980 Helling Way, Nevada City, CA 95959
Placer County Library, 145 Fulweiler Avenue, Suite 150, Auburn, CA 95603
Plumas County Library, 445 Jackson Street, Quincy, CA 95971
Roseville Public Library, 316 Vernon Street, Suite 400, Roseville CA 95678
Sacramento Co. Public Law Library, 609 9th Street, Sacramento, CA 95814
Sacramento Public Library, 828 I Street, Sacramento, CA 95814
St. Helena Public Library, 1492 Library Lane, St. Helena, CA 94574
San Anselmo Public Library, 110 Tunstead Avenue, San Anselmo, CA 94960
San Rafael Public Library, 1100 E Street, San Rafael, CA 94901
Sausalito Public Library, 420 Litho Street, Sausalito, CA 94965
Shasta Public Libraries, 1100 Parkview Avenue, Redding, CA 96001
Siskiyou County Library, 719 4th Street, Yreka, CA 96097-3381
Solano County Library, 1150 Kentucky Street, Fairfield, CA 94533
Sonoma County Library, 6135 State Farm Drive, Rohnert Park, CA 94928
Sutter County Library, 750 Forbes Avenue, Yuba City, CA 95991
Tehama County Library, 545 Diamond Avenue, Red Bluff, CA 96080
Trinity County Library, 351 N. Main Street, Weaverville, CA 96093
Willows Public Library, 201 N. Lassen Street, Willows, CA 95988
Woodland Public Library, 250 First Street, Woodland, CA 95695
Yolo County Archives & Library Services, 226 Buckeye Street, Woodland, CA 95695
Yuba County Library, 303 Second Street, Marysville, CA 95901
NLS Administrative Office, 32 West 25th Avenue, Suite 201, San Mateo, CA 94403



32 West 25th Avenue, Suite 201, San Mateo, CA 94403-2265
(650) 349-5538 Fax: (650) 349-5089

www.northnetlibs.org

DRAFT MINUTES

NLS Administrative Council Annual Meeting

June 15, 2022

Zoom Meeting – All votes taken by roll call

1. Welcome and Roll Call

Meeting called to order by NLS Chair, Suzanne Olawski, 9:02 a.m.

Olawski welcomed attendees, new Directors and acknowledged Hammond in their upcoming retirement. Chair asked for the roll call.

Attending:

Name	Library
Rita Lovell	Alpine County Library
Crystal Duran	Belvedere-Tiburon Public Library
Narinder Sufi	Butte County Library
Stacey Costello	Colusa County Library
Phyllis Goodeill	Del Norte County Library District
Carolyn Brooks	El Dorado County Library
Lori Easterwood	Folsom Public Library
Christopher Cooper (left at 9:40)	Humboldt County Library
Christopher Veach	Lake County Library
Franklin Escobedo (left at 11:00)	Larkspur Public Library
Kathryn Hunt	Lincoln Public Library
Deborah Fader Samson	Mendocino County Library
Kris Anderson	Modoc County Library
Christopher Platt	Mono County Library
Jody Meza	Orland Free Library
Mary George	Placer County Library
Lindsay Fuchs	Plumas County Library
Peter Coyl	Sacramento Public Library
Linda Kenton (left at 9:55 a.m.)	San Anselmo Public Library
Henry Bankhead	San Rafael Public Library
Jared Tolman	Shasta Public Libraries
Michael Perry	Siskiyou County Library
Suzanne Olawski	Solano County Library
Ann Hammond	Sonoma County Library
Chris Kreiden	St. Helena Public Library
James Ochsner	Sutter County Library
Greta Galindo	Woodland Public Library

Mark Fink	Yolo County Library
Sandeep Siduh	Yuba County Library
Lena Pham	California State Library
Carol Frost	NorthNet/Pacific Library Partnership
Jacquie Brinkley	NorthNet/Pacific Library Partnership
Andrew Yon	Pacific Library Partnership

Note: Attendees arrived after initial roll call was taken: Lovell, Goodeill, Veach, and Hunt

2. Public Invited to Address the Council

Lena Pham, California State Library, in attendance and to report in Item 6.

3. Approval of Consent Calendar

A. Approval of Agenda

B. Approval of January 28, 2022 Administrative Council Meeting Minutes

C. Approval of the January 28, 2022 Administrative Council Meeting Agenda

D. Approval of June 16, 2021 Administrative Council Meeting Minutes

E. Approval of NLS/PLP FY 2022-23 Fiscal and Administrative Services Contract

F. Approval of NLS FY 2022-23 CLSA Plan of Service

G. Approval of Library-to-Go Collection Development Policy

H. Approval of Library-to-Go Job Responsibilities and Co-Chairs

Olawski noted that items were carried over from January 2022 Mid-Year Meeting as a quorum was not met for voting at the Mid-Year Meeting (meeting locations were incorrect).

Motion to Approve Consent Calendar: Bankhead moved; Fuchs seconded. Vote taken by roll call, all votes in favor, motion passed unanimously.

4. Old Business

A. Review and Acceptance of NLS Study of CLSA Cost Share Formula and Allocation of Funds and Next Steps

Olawski presented the CLSA Study report and stated that the Executive Committee recommends approval of this report to the Administrative Council. Olawski noted that current CLSA allocation formula (Option #1 in the report) was favored by 70% of the NLS

membership who had responded that the current formula was working well. Olawski continued to note that Formula Option #5 that paid mandatory costs up front and distributed the remaining funds among members did benefit a few members, but negatively impacted others. She noted that the Executive Committee agreed that Option #1 worked best for the majority of members.

Fink noted that the chart provided on page 83 of the packet shows how libraries are impacted by the various formula options and agreed that the current formula is best for the majority of members.

Olawski opened the floor for discussion. Fuchs stated that she liked the current formula for the 50% divided equally and stated that this calculation was most important to her. She requested that another option be considered that would divide the remaining 50% of funds using a factoring of 25% to lowest service population size and 25% to most geographically isolated libraries. Fuchs noted that a focus on the geographically isolated libraries is of great value and benefits the most in need.

Olawski noted recommendations made in the report that include: revision to the NLS CLSA Claim Form; additional eligible items for consideration; additional funding for Library-to-Go eBooks and eMagazines. She noted that these recommendations will be included in the Strategic Priorities work to be discussed later on the Agenda.

Perry stated that he felt it would be worthwhile to bring the recommendations back to the Executive Committee and the Administrative Council with new Directors' input and for NLS to advocate to the California Library Services Board (CLSB) to further expand options for CLSA eligible expenditures.

Meza agreed with Perry's points and emphasized that more CLSA eligible options were needed.

Fink stated that these recommendations will be taken into consideration with the Strategic Priorities review and implementation.

Discussed a Motion to 1) accept report from the consultant, and 2) continue with the current CLSA allocation formula (Option #1). Bankhead moved; Fink seconded.

Duran asked if the report was completed and if the suggestion by Fuchs could be added to the consultant's contract. Olawski reported that the consultant's scope of work had been completed.

George asked what the term of commitment would be should Option #1 be approved at this time and noted that she agreed with Perry that new Directors should have input. She also stated that she would like more opportunity for discussion. George stated that Option #3 is of interest to her.

Olawski stated that this item is on the Administrative Council meeting agenda to allow for discussion and the study established a baseline for the current and future options in how CLSA funds are allocated. She also stated that there was no on-going commitment for the Option approved now but preferred that there be continuity for a period of time or until the next period of review.

George recommended that discussion be held outside of an Action Item.

Fink reported that the Executive Committee reviewed and discussed this item in detail to consider all options and the impact on different libraries. He acknowledged that most NLS members benefited from Option #1. He stated that there could be more discussion and numbers could be run again.

George stated that she did not agree with the assumption that selecting the Option that benefits all or most members is the best and that maybe the option that benefits the most in need should be considered.

Platt stated that he agreed that running other numbers would be interesting to see the impact. He also stated that more CLSA eligible options for expenditures is the larger issue, as more funds don't offer benefits if options are limited. Platt asked if the current formula needs approval to be used now and wait to further discuss on any changes for the future.

Bankhead suspended the Motion as previously stated. He continued to state that he feels Formula Option #1 is best but supports the suggestion to wait for additional input and is open to considering other options in the future.

Motion to Accept the CLSA Study Report and Formula Option #1.

Bankhead moved; Fink seconded. Vote taken by roll call. No Votes – Fader Samson, George, and Fuchs. All other votes were in the affirmative. Motion passed.

Olawski noted the following as Next Steps for the Executive Committee to address: 1) Consider a 6th funding formula to address Fuchs' suggestion; 2) Explore options to broaden choices; 3) Consider amending the Consultant's contract to develop a 6th Formula for future discussion. Revisit outcomes at future meeting.

Frost expressed her thanks for the thoughtful discussion and offered the following suggestions:

- For the NLS Budget discussion on this Agenda, the Administrative Council may consider allocating additional funds to continue the CLSA Study with requests made by members.
- Being mindful of new Directors, the NLS Chair and NLS staff will include CLSA and how the formula and allocation works in the onboarding orientation to new Directors.
- Each Legacy System (MVLS, NSCLS and NBCLS) could hold a Special Meeting specifically for the discussion of CLSA.

Frost continued to note that by law, CLSA funds are for the sharing of resources among three or more libraries. She also pointed out that vendors must be able to meet that criteria. Frost reminded the Council that Fuchs had made extensive research on vendors who met the resource sharing criteria and this could be revisited in considering the expansion of CLSA eligible options. Frost suggested that an Ad Hoc group(s) could be formed to look at these vendors as well as to revise the Claim Form.

Fuchs asked for clarification regarding CLSA eligibility with OverDrive purchases of a library's own collection but shared through their Advantage account. Fuchs noted that from her research there were some streaming services that were interested in the NLS consortia but did not meet the resource sharing criteria.

Frost confirmed that if the Advantage Account collection is shared immediately with three or more libraries (not reserved solely for its own library), it is CLSA eligible and stated that this would be revised to be more clearly identified on the Claim Form.

Frost had also verified with the State Library that purchases from the Palace eBooks-For-All Project collection and shared among three or more libraries are CLSA eligible.

Lovell expressed her thanks for considering expanded use of CLSA funds and that the discussion regarding CLSA eligible expenditures was helpful.

Discussion regarding Kanopy and new pricing model.

Duran asked how other NLS members were using their CLSA funds. Olawski referred the Council to the NLS Budget chart that identifies consortia funding amounts.

Frost noted that MARINet shares within its membership and offered to compile a listing of NLS libraries and their individual allocations for the Mid-Year Administrative Council meeting.

Olawski asked that NLS staff bring the following to the Mid-Year meeting for Council review:

- Additional CLSA Communications and Delivery (C&D) eligible options
- Revised Claim Form

5. New Business

A. Election of Executive Committee Members for FY 2022-23

Olawski thanked the nominating committee for contacting nominees.

Motion to approve Slate of Nominees to Executive Committee: Chair, Mark Fink; Chair-elect/Vice Chair, Anthony Halstead; Executive Committee members: Jennifer Baker, Narinder Sufi, and Nick Wilczek. Duran moved; Fuchs seconded. Vote taken by roll call, all votes in favor, motion passed unanimously.

B. Approve the FY 2022-23 NLS Budget Membership Dues and Fees

Yon presented the NLS FY 2022-23 budget and noted that there were typos in the memo, but that the Budget pages reflected the correct figures. Yon continued to state that the FY 2022-23 budget was a 5% increase over the prior year. Yon discussed other points of the budget to note, including that the Staff Development funding was restored and was increased to \$1,500 per member library. Yon also noted that the Executive Committee had approved use of the \$50,000 CLSA funds earmarked in FY 2021-22 for "Special Projects" to be spent in the FY 2022-23 budget for the following: \$25,000 to offset increased delivery/courier service fees, and an additional \$25,000 to be allocated to the Library-to-Go consortia.

Discussion and questions answered regarding the format of the budget.

Olawski requested that funds be set aside to continue the CLSA Study as discussed earlier and suggested that \$5,000 - \$10,000 be considered for this project.

Frost noted that funds for the consultant would reduce the contribution to the Fund Balance by \$10,000 (from \$52,977 to \$42,977)

Olawski also proposed that \$100,000 of funds be moved from the Fund Balance to Operating Reserves.

Hammond agreed to this proposal and that moving funds to Operating Reserves was a good idea.

Discussion of the NLS Operating Reserves Policy (page 87 of Agenda packet).

Motion to allocate \$100,000 from Fund Balance to Operating Reserves, and to set aside up to \$10,000 to amend contract with CLSA Study consultant, Diane Satchwell, to continue research on NLS CLSA formula options. Olawski moved; Hammond seconded. Vote taken by roll call, all votes in favor, motion passed unanimously.

C. Approval of Recommendations by Ad Hoc Strategic Priorities Committee

Fink presented the Ad Hoc Committee memo and recommendations. Fink noted that based on discussion at this meeting, CLSA Study results and continued research into options would be included in the Strategic Priorities and Committee work. Fink reported that the Committee is set to meet again in mid-July. Fink opened the floor for questions.

Perry proposed to add in Tier 1 priorities a Budget “Literacy” item and requested that the NLS budget be less opaque. Fink agreed to add this item.

Olawski thanked Fink and the Ad Hoc Committee members for their thoughtful work in developing this initiative.

Fink suggested that this Agenda Item be tabled until the NLS Mid-Year meeting to allow the Ad Hoc Committee to continue their work and flesh out items as suggested, and to allow the Executive Committee time to review and comment.

NO ACTION TAKEN – Item will be added to the NLS Mid-Year meeting, January 2023.

D. Approval of OverDrive Reciprocal Lending with MARINet and Peninsula Library System

Platt presented the memo regarding the proposal of a Reciprocal Lending Agreement and the Executive Committee’s recommendation to approve NLS joining the Reciprocal Lending between MARINet and the Peninsula Library System. Platt noted the following benefits of this consortia:

- No cost to NLS
- Significant increase in number of items available to NLS
- Accessed through the OverDrive Libby application

Platt also noted the following: The RLA is at this time for eBooks and eAudiobooks ; RLA only works with the Libby application; there is a required annual spending limit, but Platt noted this will be negotiated and will be conservative. Platt stated that MARINet is set up and ready to begin sharing at this time, while PLS estimates it will be ready in August.

Motion to approve NLS joining the OverDrive Reciprocal Lending with MARINet and Peninsula Library System.

Discussion regarding the benefits to other consortia members. Platt noted that benefits include increased access to unique collections of each member. Frost noted that OverDrive was curating consortia collections that were similarly sized and that complemented each other. Frost also stated that the agreement could be rescinded if necessary.

Fuchs moved; George seconded. Vote taken by roll call. Sacramento Public Library abstained. Motion passed.

Veatch asked about unique titles.

Fuchs asked what the process to rescind the agreement would include.

Platt responded that all points would be negotiated and include a written notice to rescind. NLS would consult with the other two systems before any change was made to the agreement.

Platt thanked Perry for his chairmanship of the Library-to-Go Committee and his work on this Reciprocal Lending Agreement.

E. Consideration of Establishing NLS List-Serv for Assistant/Deputy Directors

Olowski presented the memo and reported that the Executive Committee discussed the merits of creating a new and separate listserv from the Directors listserv.

Hammond stated that she had proposed the new listserv to create a space that would groom and prepare Deputy Directors for a larger role in their organization in the future. The space would be intended to allow for networking, sharing of ideas, and a community of learning. The space would be intended for information sharing only.

Discussion ensued regarding Director participation on this new listserv. Brooks mentioned that they do not have a Deputy and so would not have representation on this listserv.

Motion to create a new listserv for Assistant and Deputy Directors.

Hammond moved; Fink seconded. Vote taken by roll call. Alpine County and El Dorado County abstained. Motion passed.

6. State Library Report

Lena Pham presented the State Library report and noted that the FY 2022-23 Zip Books and CopyCat programs were expected to roll out in the coming weeks.

Members asked questions related to specific funding opportunities. Pham referred members to the State Library contacts for specific projects.

Discussion regarding Zip Books and frustration with processes since the State Library took over administration. Several NLS libraries have dropped out of Zip Books due to the onerous billing processes required. Perry offered to assist libraries who need assistance in moving to the Amazon business model required for participation.

Olawski thanked Pham for her attendance and information.

7. Announcements

George recommended that the new listserv be monitored by NLS staff and not by Directors.

Hammond agreed that the Directors should not be included.

Brooks agreed the list should not include Directors, even though El Dorado County would not be represented.

Frost asked for clarification as to how NLS was to monitor the list.

George suggested that Frost and/or Brinkley be included to monitor activity. Frost requested that neither she nor Brinkley be required to subscribe to the list, and that if participants had issues, they could contact Frost or Brinkley for assistance.

Fink thanked Olawski for her leadership to NLS, and thanked Frost and Brinkley for their support.

Fuchs recommended to all members to take photos of all their branch facilities for disaster preparation. Fuchs also thanked all members for their support to Plumas County after the 2022 wildfires and destruction of the Greenville library.

8. Adjournment

Meeting adjourned at 11:17 a.m.

**California State Library
Building Forward Infrastructure Program Update
January 26, 2023**

- The Governor's January Proposed Budget for 2023/24 includes the following:

Support for Local Library Infrastructure — The 2021 Budget Act provided \$439 million one-time General Fund to support local library infrastructure projects. The 2022 Budget Act provided an additional \$50 million and assumed an additional \$100 million in 2023-24 to support local library infrastructure projects. The Budget proposes delaying the \$100 million to the 2024-25 (\$33 million), 2025-26 (\$33 million), and 2026-27 (\$34 million)

- We are currently preparing Round Two of the Building Forward Infrastructure Program. This grant opportunity will open in the first quarter of 2023. An announcement from State Librarian Greg Lucas is expected soon. With new funding providing the legislature, the State Library has approximately \$174 million dollars left to award.

NorthNet Library Systems libraries received \$52.7 million dollars in funding. Please see the next page for a complete list of projects.

For more information including a full list of Round One awards, please visit the [Building Forward webpage](#) on our website.

With any questions, please email buildingforward@library.ca.gov.

Jurisdiction - Facility	Project Title	Award Amount
EL DORADO COUNTY LIBRARY - Cameron Park	Cameron Park Library Safe and Secure	\$ 276,000
EL DORADO COUNTY LIBRARY - Pollock Pines	Pollock Pines Library Safe and Secure	\$ 85,333
EL DORADO COUNTY LIBRARY - South Lake Tahoe	South Lake Tahoe Library Safe and Secure	\$ 410,000
HUMBOLDT COUNTY LIBRARY - Arcata	Arcata Library Accessibility Project	\$ 225,833
HUMBOLDT COUNTY LIBRARY - Eureka	"Welcoming Everyone": The Eureka Library Accessibility Project	\$ 170,788
HUMBOLDT COUNTY LIBRARY - Fortuna	Friendly Service in the Friendly City	\$ 219,083
LAKE COUNTY LIBRARY - Lakeport	Lake County Library Critical Life and Safety Improvements	\$ 633,067
LAKE COUNTY LIBRARY - Middletown	Lake County Library Critical Life and Safety Improvements	\$ 193,533
LAKE COUNTY LIBRARY - Redbud	Lake County Library Critical Life and Safety Improvements	\$ 254,467
LAKE COUNTY LIBRARY - Upper Lake	Lake County Library Critical Life and Safety Improvements	\$ 18,600
LARKSPUR PUBLIC LIBRARY - Larkspur	Larkspur Library at The Commons	\$ 5,232,582
LASSEN LIBRARY DISTRICT	Lassen Library District Infrastructure Improvements	\$ 1,871,590
MENDOCINO COUNTY LIBRARY - Willits	Willits Branch Library Roof, Alternative Energy Panels, & Battery Back-up	\$ 247,040
ORLAND FREE LIBRARY	Orland Free Library Building Forward grant	\$ 278,667
PLACER COUNTY LIBRARY - Auburn	Auburn Library Critical Maintenance and Modernization	\$ 4,901,035
SACRAMENTO PUBLIC LIBRARY - Arden Dimick	ADA (Public Path of Travel), ADA Upgrades (Public Interior), HVAC Upgrades	\$ 533,719
SACRAMENTO PUBLIC LIBRARY - Belle Cooledge	Belle Cooledge Library Major Repairs	\$ 1,203,342
SACRAMENTO PUBLIC LIBRARY - Carmichael	ADA Upgrades(Public Path of Travel), ADA Upgrades(Public Interior),Roof Replacement, HVAC Up	\$ 893,993
SACRAMENTO PUBLIC LIBRARY - Del Paso	Del Paso Library Repairs	\$ 203,070
SACRAMENTO PUBLIC LIBRARY - Elk Grove	New Elk Grove Library-Relocation and Renovation	\$ 4,465,374
SACRAMENTO PUBLIC LIBRARY - Martin Luther King	Martin Luther King Library Major Rebuild	\$ 5,562,774
SACRAMENTO PUBLIC LIBRARY - North Highlands	North Highlands Library - ADA Upgrades for Public Interior and HVAC Upgrades	\$ 436,277
SACRAMENTO PUBLIC LIBRARY - Sacramento Central	Central Library Major Repairs to Elevator, HVAC, and Roof	\$ 929,932
SACRAMENTO PUBLIC LIBRARY - Southgate	ADA Upgrades (Public Interior) and Fire Alarm Modifications	\$ 400,060
SACRAMENTO PUBLIC LIBRARY - Sylvan Oaks	ADA Upgrades for Public Interior, and HVAC Upgrades	\$ 113,844
SACRAMENTO PUBLIC LIBRARY - Walnut Grove	ADA Upgrades for Public Interior, and HVAC Upgrades	\$ 366,595
SAN RAFAEL PUBLIC LIBRARY - Pickleweed	Pickleweed Library Renovation and Expansion	\$ 1,000,000
SAN RAFAEL PUBLIC LIBRARY - Downtown Carnegie	Carnegie Library Renovation, Expansion and ADA Upgrades	\$ 1,000,000
SHASTA PUBLIC LIBRARIES - Anderson	Anderson Library Safety Renovation	\$ 439,949
SHASTA PUBLIC LIBRARIES - Burney	Burney Library Safety Renovation Project	\$ 453,109
SHASTA PUBLIC LIBRARIES - Redding	Redding Library Safety Renovation Project	\$ 1,626,790
SONOMA COUNTY LIBRARY - Petaluma Regional	Petaluma Regional Library Critical Infrastructure Replacement and Modifications Project	\$ 1,856,449
SONOMA COUNTY LIBRARY - Sebastopol	City of Sebastopol Library Energy Efficiency Infrastructure Improvement + Solar PV Project	\$ 715,968
WILLOWS PUBLIC LIBRARY - Willows Public	Willows Public Library Building Forward grant	\$ 49,200
YOLO COUNTY LIBRARY - New South Davis Branch	Bringing Opportunity Closer to Home: New South Davis Branch Library	\$ 8,783,400
YOLO COUNTY LIBRARY - Yolo Branch	New Yolo Branch Library	\$ 641,722
YUBA COUNTY LIBRARY	Yuba County Library Infrastructure and Modernization Improvements Project.	\$ 6,088,440
Total NLS Library Awards:		\$ 52,781,625



Library to Go

OverDrive

NLS Executive Committee | January 26, 2023

P 15

Committee Co-Chairs: Christopher Platt, Mono County; Renee Forte, Napa County

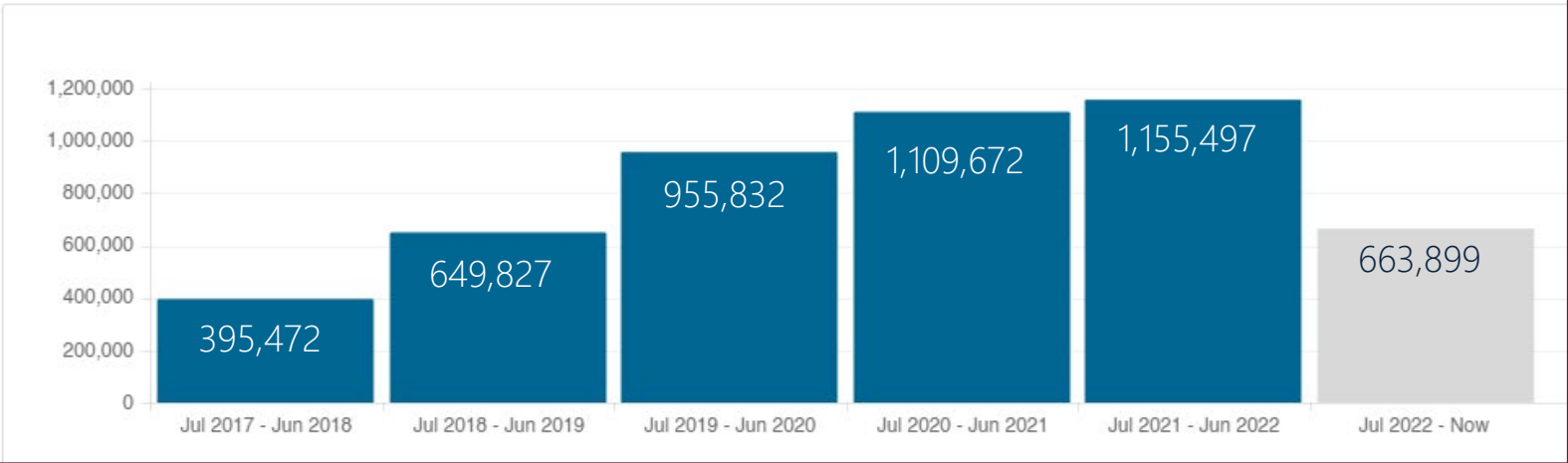
PARTICIPATING LIBRARIES

Alpine County
Benicia Public Library
Butte County Library
Colusa County Library
Del Norte County Library District
El Dorado County Library
Folsom Public Library
Humboldt County Library
Lassen Library District

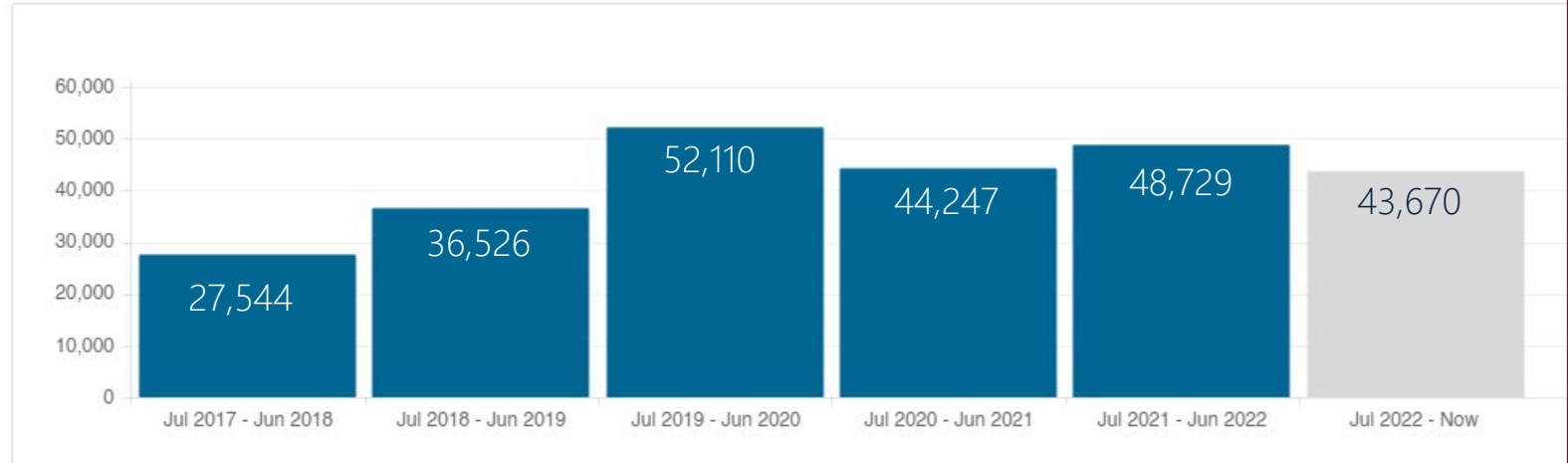
Lincoln Public Library
Modoc County Library
Mono County Library
Napa County Library
Nevada County Library
Orland Free Library
Placer County Library
Plumas County Library
Roseville Public Library

St. Helena Public Library
Shasta Public Libraries
Siskiyou County Library
Sutter County Library
Tehama County Library
Trinity County Library
Willows Public Library
Woodland Public Library
Yuba County Library

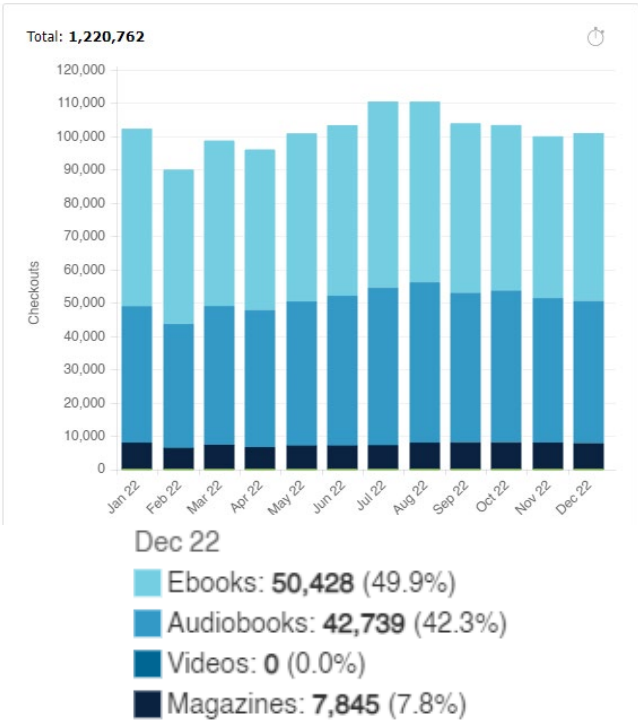
Checkouts: Year over year



Unique users: Year over year



Checkouts by format



Revenues	Budget
Previous Fiscal Year	
Local Funds - Materials Carryover (FY 21/22)	\$ 42,479
Current Fiscal Year	
Local Funds	
Platform	\$ 12,000
Materials	\$ 58,000
MARC	\$ -
CLSA C&D Funds (FY 22/23)	\$ 60,000
Exec Committee Contribution	\$ 25,000
Total	\$ 197,479
Expenditures	Budget
Platform Fee	\$ 12,000
Material Orders (eBook, Audiobook)	
New Purchases	
English	\$ 58,000
Spanish Language	\$ 10,000
Other Languages	\$ 2,900
Re-purchase MA titles	\$ 14,500
Sub-Total	\$ 85,400
Holds Manager	
High Holds	\$ 62,800
Lucky Day Purchases	\$ 6,000
	\$ 68,800
Simultaneous Use	
Audiobooks	\$ 3,000
Sub-Total	\$ 3,000
MARC Records	\$ -
Reserve	
Reserve for Materials from FY 23/24	\$ 28,279
Total	197,479

This is our Library To Go budget for 2022/23.
Our annual minimum spend requirement to maintain the Reciprocal Lending Agreement + our annual platform fee = \$57,000.

This \$60k is estimate based on previous mid-year CLSA allocations by individual systems



This year we separated out a budget line for Spanish language titles. Metered Access (MA) titles expire so we have an amount to repurchase.

We could quadruple this amount and still not fill all the holds to a 7:1 ratio.
Hopefully RLA may mitigate this over time.



This will be allocated as we learn the mid-year CLSA allocations. Example: do we need it to maintain getting new titles, should we up Spanish again, or put against holds...



COLLECTION DEVELOPMENT POLICY

- Completed June 2022
- Reconsideration of Materials procedure
- [Policy and FAQ](#)



RECIPRICOL LENDING AGREEMENT

- Live September 2022

NorthNet
77k titles

MARINet
50k titles

Peninsula Library System
84k titles

- 112k titles exist in only 1 collection
- Additional 41k titles overlap collections



USE STATISTICS

Loaned

1,177 items

164 unique users

Borrowed

10,613 items

1,241 unique users



ANNUAL CONTRIBUTION LEVEL

- Required 95% of approved materials budget from previous FY budget
- Does not include spending on platform, magazines, redirected CLSA, etc
- \$45k annual materials contribution level required for NLS



FUTURE CONSIDERATIONS

How should the increase in competing platforms factor or not factor into our selection/budgeting decisions?

CONSORTIA SELECTING



52,027 Ebooks
9,819 Audiobooks
287 Videos
4,062 Magazines





1,645 new titles this FY
294 additional copies



77,112 Current Holds
48 Days Average Wait

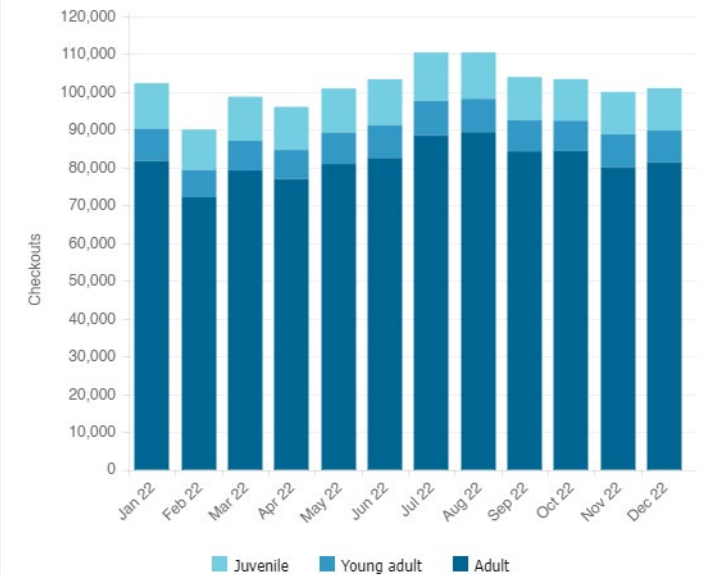


last 30 days:
102,829 checkouts
24,160 users



Checkouts by title audience

Total: 1,220,884



"Title audience" is a category assigned to titles in Marketplace.

Dec 22

Juvenile: 11.1 (11,251)
Young adult: 8.3 (8,394)
Adult: 80.6 (81,381)

Thank You

cplatt@monocoe.org
renee.forte@countyofnapa.org



32 West 25th Avenue, Suite 201, San Mateo, CA 94403-2265
(650) 349-5538 Fax: (650) 349-5089

www.northnetlibs.org

To: NorthNet Library System Administrative Council
From: Strategic Priorities Ad Hoc Committee
Subject: Adoption of Revised Strategic Priorities and Values, and Development of a New Ad Hoc Committee for Benchmarks and Timelines
Date: January 26, 2023

At the January 2022 NorthNet Library System (NLS) Administrative Council meeting, the NLS Strategic Priorities activities were reviewed, and an Ad Hoc Committee was formed to develop a new set of NLS Strategic Priorities. The members include Mark Fink, Chris Cooper, Christopher Platt, Lana Adlawan and Rita Lovell.

The Ad Hoc Committee developed a draft Strategic Priorities and presented them to the NLS Administrative Council at the June 2022 meeting. At that time, the Ad Hoc Committee requested additional time to enhance the document.

The initial NLS strategies and goals were adopted in May 2010. In light of continually changing economic support, new service trends and new NLS leadership, a fresh look at system activities focused on clarifying and identifying strategic priorities was undertaken in FY 2015/16. These priorities are extremely useful in identifying impactful services for member libraries and are informing recommendations to the California Library Services Board, the Board that determines the services provided by NLS and other California Library Services Act (CLSA) systems.

Adopted 2016 NLS Strategic Priorities:

The NLS Administrative Council, at its January 25, 2016 meeting, adopted five key strategic directions for NLS:

- Member Asset Mapping
- Sharing People and Knowledge Platform
- Training and Development/Facilitation and Capacity.
- Budget Cycle Alignment for Increased Collaboration/Purchasing

Since this list was developed the NLS libraries, through discussion at the Administrative Council meetings, have developed additional priorities, including:

- CalPERS Obligations of Legacy Systems
- Disaster Recovery and Response Training
- Shared Link+ Contract
- Shared eResources
- CLSA Study

Ad Hoc Committee Recommendations:

The Committee is proposing that NLS adopt values that inform its strategic priorities. In addition, the Committee has identified Tier One and Tier Two priorities.

NorthNet Values:

In the work that NLS undertakes, member libraries are committed to:

1. Making decisions that are sustainable over time
2. Practicing environmental stewardship
3. Integrating diversity, equity and inclusion principles in our decisions and work
4. Collaborating with one another
5. Being transparent and effective communicators
6. Staff capacity building, training, and professional development

Tier One Priorities:

The Ad Hoc Committee is recommending that NLS adopt the following Tier One priorities:

1. Disaster Preparedness and Response
 - a. Expand the role of libraries as disseminators of emergency information and emergency preparedness workshops/training/education to our local communities.
 - b. Identify and invest in the next phase of the work NLS has already done, including maintaining the *Recovering Together* website, and offering focus groups and training on this resource.
2. Future of Shared eResources
Assess eResources and platforms offered by the State Library and how this impacts NorthNet libraries in the short and long term.
3. Capacity Building for Staff – Our Most Valuable Asset
 - a. Organizational culture
 - b. Diversity, Equity and Inclusion
 - c. Staff engagement
 - d. Staff collaboration
 - e. New employee training
 - f. Soft skills training
 - g. Staff recruitment
4. Investigate NorthNet joining the Government Alliance on Race and Equity (GARE)
5. Shared Collection Management and Resource Sharing
 - a. Discuss member libraries' ongoing commitment to share resources
 - b. Investigate the question: should NLS subsidize shared collections?

Tier Two Priorities:

The Ad Hoc Committee is recommending that NLS adopt the following Tier Two priorities:

1. Monitoring CalPERS liability for the legacy systems
2. Advocacy
 - a. Member libraries receive advocacy training from American Library Association (ALA).
 - b. Define the role that NLS can play as an advocate for federal and state funding for libraries.
3. Maximizing the effectiveness of NLS training and communication practices, with an emphasis on:
 - a. Educating members on how NLS is structured
 - b. Identifying items for which CLSA funds can be used
 - c. Clarifying procedures to roll over unspent CLSA funds to the next fiscal year
 - d. Developing a new CLSA claim form
 - e. Sharing the terms of vendor agreements and contracts
 - f. Reviewing funding allocation model options/alternatives
 - g. Sharing the NLS reserves policy

Recommendation

The Committee recommended that the NLS Administrative Council approve the Strategic Priorities and Values, and that at the January 2023 Council meeting, they form a new Ad Hoc Committee to identify measurable goals and timelines to track progress for those activities. The Ad Hoc Committee recommends that the newly-formed Ad Hoc Committee start with Tier 1 and identify working groups from among all NLS members to get others involved.



32 West 25th Avenue, Suite 201, San Mateo, CA 94403-2265
 (650) 349-5538 Fax: (650) 349-5089

www.northnetlibs.org

To: NLS Administrative Council
From: CLSA Study Ad Hoc Committee (Suzanne Olawski, Christopher Cooper, Deb Fader Samson)
Subject: Review of CLSA Cost Share Study Revisions and Next Steps
Date: January 26, 2023

BACKGROUND

The original CLSA Cost Share Study Report, developed by Library Solutions hired by NLS, was presented to the NLS Administrative Council at the June 2022 meeting. At that meeting, Chair Olawski presented the item, noting that that current CLSA allocation formula (Option #1 in the report) was favored by 70% of the NLS membership who had responded that the current formula was working well for them.

Some members expressed a desire to see some alternative models with a focus on the geographically isolated libraries, stating this would be of great value and benefit to those most in need rather than selecting the Option that benefits all or most members.

The Council approved Option #1 to be used for the FY 2022-23 budget (with five options being presented).

At the August 2022 NLS Executive Committee meeting, the Committee approved spending up to \$10,000 from the original Library Solutions contract to consider additional options for CLSA allocations, including models that address:

- 50% of funds allocated for each library, 25% of funds go to the lowest service population size, 25% of funds go to the rural geographically isolated libraries, and a narrative to explain the distribution and determination of categories;
- 1/3 of funds allocated to each library, 1/3 of funds go to the lowest service population size, 1/3 of funds go to the most geographically isolated libraries, and a narrative to explain the distribution and determination of categories;
- Define and explain lowest population size;
- Recommend alternate options in addition to requested formulas.

ADDENDUM REPORT CREATED IN SEPTEMBER

Exhibit A is the addendum report provided by Library Solutions in September 2022. The original report contained five options. The addendum report continues with that enumeration, with the additional reports commencing with Option #6. The consultant created eleven additional options: 6 A-D, 7 A-D, 8 and 9.

In this report, the consultant notes:

- *To define a low or small population size, after considering various factors, she has arrived at 20,000 and 50,000 as benchmarks.*
- *She notes that ‘various formulas created similar models. There are many possible scenarios, but the allocation of funds becomes very close within libraries. One metric is library budgets. Library budgets can be misleading. Large budgets may be the result of staffing needs, facility maintenance, or various local costs. This could result in lower discretionary money for collections.’*
- *Using tiers, reverse distributions, etc. resulted in similar results.*
- *Larger library systems also are the larger loaner and this could equate to allocating funds for those non-residents.*
- *Do the smaller libraries have the capacity to spend the additional funds within the three-year requirement?*

Based on her findings, the consultant did not have a recommendation.

The addendum was discussed at the October 2022 NLS Executive Committee. An Ad Hoc Committee was formed, comprised of Suzanne Olawski, Christopher Cooper and Deborah Fader Samson to work with the consultant on any potential additional formula options.

SECOND ADDENDUM REPORT IN NOVEMBER

Exhibit B is the second addendum to the report by Library Solutions which does not include any new models but rather highlights key points from the previous reports for Council discussion. The addendum also includes an Excel spreadsheet showing all options as well as individual tabs for each option showing gain/loss per library.

The consultant’s conclusions do not recommend any one model but notes:

- *Member libraries need to take into consideration that the larger allocation from the State for NLS CLSA funds already is based on a formula with consideration of geographically isolated libraries.*

- *The current model attempts equity.*
- *Equity is a challenge.*
- *Member libraries must consider how much they are willing to reduce their CLSA allocation to support geographically isolated libraries.*

AD HOC COMMITTEE ANALYSIS AND RECOMMENDATIONS

The Ad Hoc Committee reviewed all reports and discussed the various options and the challenges of achieving equity in a system as vast and diverse as NorthNet. There is not one option that benefits all rural libraries. If a new formula is selected, some rural libraries will see their current funding levels decrease. Butte, Lake, Shasta, Woodland and Yuba have the least options (two or three) of gaining additional funding followed by Humboldt, Mendocino, Nevada, Placerville, Sutter, Tehama, and Yolo (five options).

The Committee discussed two potential options that were not part of the consultant's reports but rather their own formulae. **Exhibit C's** formula [Option 10] (50% Population, 25% Rural, 25% Vast) increases funding to 10 rural-vast libraries by \$14,828 and decreases funding to all other libraries by \$1,348 or \$8,088. A rural-vast library has a geographic service area over 2,500 sq. mi. and includes Humboldt, Lassen, Mendocino, Modoc, Mono, Plumas, Shasta, Siskiyou, Tehama and Trinity.

Library	System	Square Miles	Population	Locations
Siskiyou	NSCLS	6,347	44,584	12
Lassen	NSCLS	4,720	15,008	1
Modoc	NSCLS	4,203	9,602	4
Humboldt	NSCLS	4,052	135,333	11 + bookmobile
Mendocino	NBCLS	3,878	89,009	6 + bookmobile
Shasta	NSCLS	3,847	178,773	3
Trinity	NSCLS	3,208	13,688	3
Mono	MVLS	3,132	13,616	7
Tehama	NSCLS	2,962	64,387	3
Plumas	NSCLS	2,613	22,992	4 + 4 Sierra County

Exhibit D's formula [Option 11] (50% Population, 25% All, 25% Rural) provides additional funding of \$2,696 to each of the 24 rural libraries, decreasing current funding for all non-rural libraries by \$4,044.

The Committee did not come to a unanimous recommendation, rather it recommends the Council consider the following options to focus discussion of CLSA funding formula models:

Option 1: 50% CLSA funds divided equally among all member libraries and 50% distributed based on population

- 70% of NorthNet member libraries voted that the current model works for them
- 30% of NorthNet member libraries feel they are not served by this model as no consideration is given to the rural-ness or remote-ness of member libraries
- Maintains current funding allocation

Option 6c: 50% to all libraries based on population, 25% to rural libraries and low service population, 25% to geographically isolated

- Half of all funding still based on population
- Takes ruralness of libraries (geographically isolated) somewhat into account (25%)
- Takes smaller populations (under 50,000) somewhat into account (25%)
- Alpine, Colusa, Del Norte, Lassen, Modoc, Mono, Orland, Plumas, Siskiyou, Trinity, Willows gain \$13,358
- Other rural libraries lose \$1,348 and non-rural libraries lose \$8,088

Option 8a: 50% based on population, 25% based on low collection budget, 25% based on ruralness

- Half of all funding still based on population
- Provides 25% of total allocation to rural libraries
- Adds 25% of total allocation to libraries spending less than 7.75% of budget on collections
- Most rural libraries gain \$5,685
- Alpine, Butte, Colusa, Lake, Shasta, Woodland, Yuba lose \$1,348
- Non-rural libraries lose either \$1,055 or \$8,088

Option 8b: 34% based on population, 33% to low collection budgets (less than 7.75% of total budget), 33% to geographically isolated

- Reduces allocation share based on population
- Increases allocation to smaller rural population
- Butte, Lake, Shasta, Woodland, Yuba lose between \$418 - \$4,049
- Belvedere-Tiburon and Benicia gain either \$686 or \$1,037
- Non-rural libraries lose between \$23 - \$40,124

Option 10: Rural-Vast: 50% based on population, 25% to rural, 25% to vast service areas over 2,500 sq. mi.

- Half of all funding still based on population
- Increases allocation to geographical vast rural libraries
- Humboldt, Lassen, Mendocino, Modoc, Mono, Plumas, Shasta, Siskiyou, Tehama, Trinity gain \$14,828
- Other rural libraries lose \$1,349 and non-rural libraries lose \$8,088

Recommendation

The NLS Administrative Council may consider all options presented in the report. Option 1 is the current option which was agreed upon at the last Administrative Council meeting, and was the formula used for the last several years.

Should the NLS Administrative Council adopt another formula, it would need to be determined if it would be effective for the FY 2023-24 budget or the FY 2024-25 budget.

NorthNet Library System

ADDENDUM **Study of California Library Services Act (CLSA)** **Cost Share Formula and** **Allocation of Funds**

Library Solutions, September 2022

Background

NorthNet is a Northern California multi-type library consortium comprised of forty public library jurisdictions, one academic library and one law library. Only NorthNet public library members were considered in this study, as the California Library Services Act (CLSA) and its funding only apply to public libraries. The public library members are Alpine County, Belvedere-Tiburon, Benicia, Butte County, Colusa County, Del Norte County, El Dorado County, Folsom, Humboldt County, Lake County, Larkspur, Lassen County, Lincoln, Marin County, Mendocino County, Mill Valley, Modoc County, Mono County, Napa County, Nevada County, Orland, Placer County, Plumas County, Roseville, Sacramento, St. Helena, San Anselmo, San Rafael, Sausalito, Shasta County, Siskiyou County, Solano County, Sonoma County, Sutter County, Tehama County, Trinity County, Willows, Woodland, Yolo County, and Yuba County.

NorthNet is a joint powers authority created in 2009 by combining three existing cooperative systems: Mountain Valley Library System, North Bay Cooperative Library System, and North State Cooperative Library System. This was part of an effort supported by the CLSB and the State Library to consolidate library systems throughout the state, to achieve greater efficiencies and economies of scale. Members of these three legacy systems now receive their CLSA funding through NorthNet, but the systems maintain their separate existences and memberships, and still meet and make decisions about cooperative programs.

NLS member libraries requested a study to provide options to allocate funds and the findings of the study were submitted in a report to NLS in April 2022 with suggested formulas to allocate the CLSA funds. The study was carried out as follows:

- A survey was given to the eight other California cooperative library systems, to gather overall information about how they use and manage their CLSA funding.
- A questionnaire was administered to NorthNet member library directors (or a designee). This questionnaire was designed to determine any benefits and challenges related to NorthNet's current CLSA processes.
- One-on-one interviews were conducted with a subset of NorthNet library directors (chosen by the NorthNet Chair and Vice Chair), to gather in-depth information, perspectives and ideas regarding allocation and use of CLSA funding.
- Additional data points were reviewed, including NorthNet historical documentation such as surveys, claim forms, memos, and formula spreadsheets.

Member libraries reviewed the report and determined they wanted more options with the goal to create equity, the libraries with the smallest resources will receive larger allocations.

Addendum- Alternate Options for Allocation Formulas

The Consultant was tasked with the following:

- 50% of funds are allocated for each library, 25% of funds go to the lowest service population size, 25% of funds go to the rural geographically isolated libraries, and a narrative to explain the distribution and determination of categories;
- 1/3 of funds are allocated to each library, 1/3 of funds go to the lowest service population size, 1/3 of funds go to the most geographically isolated libraries, and a narrative to explain the distribution and determination of categories;
- Define and explain lowest population size;

- Consultant will recommend alternate options in addition to requested formulas.

Formula Process

The first step in the process was to define what determines a low or small population size. There are different definitions of what determines a small population and there is no consensus on the best metric. The National Academies of Sciences stated small populations are “the size, dispersion, or accessibility of the population of interest makes it difficult to obtain adequate sample sizes to test specific research questions.” The research did not specify a number to define small populations. The Census states small towns as incorporated areas with 5,000 residents or fewer define small populations. Some studies stated any area less than 50,000 was considered small.

For the purpose of this report, lowest population size was determined by using two metrics. Using 5,000 provided funding to only one library system, Alpine County. Using 10,000 provided funding to only four library systems. The intent was to consider how to allocate funds with the greatest impact. The Consultant used 20,000 and 50,000 as benchmarks for allocations. Each category (20,000 and 50,000) was further broken down to only include rural and also all populations.

A table is included to briefly describe the 11 (eleven) formulas presented in this report. The formulas can be found in Appendices A, B and E.

Using options 6A and 6B in Appendix A, two allocation formulas were created that provided funding to only rural libraries with populations of 20,000 or less (7 libraries) and all libraries in NLS with populations of 20,000 or less (13 libraries), using 50% - 25%- 25% split. Options 6C and 6D allocated funds based on populations of 50,000 or less.

Options 7A to 7D in Appendix B used the same metrics but illustrates the 1/3 – 1/3 – 1/3 split. Again, two examples for each population, creating four options.

The formulas from the original study are in Appendix C to make comparisons.

Appendix D is a summary of options from the original report.

Appendix E includes three options created by the Consultant. Using the two requested splits (50%-25%-25% and 1/3-1/3-1/3), the Consultant created allocation formulas using the percentage of library budgets used for collection development. According to the California State Library-Public Library Statistics-Fiscal Year 2020/2021-Library Expenditures-Total Operating Expenditures on Collection. The median percentage is 7.32, average is 7.74, maximum is 18.50, and minimum is 1.04. The consultant used the average total operating expenditures on collection. Option 8A is the result of allocating 50%-25%-25% split of funds to all libraries of 50,000 population or less with collection expenditures of 7.74 or less. Option 8B is the result of allocating 1/3 -1/3-1/3 split of funds to all libraries of 50,000 population or less with collection expenditures of 7.74 or less.

It was determined to use the collection metric as CLSA funds are for resource sharing. Allocating funds to those libraries that have lower spending levels will hopefully increase their percentage of spending on collection development. The intent of this model attempted to create the ability to increase funding to share their collections within the cooperative.

Option 9 is a 50%-50% split allocation formula. All libraries will have an equal portion of 50% of CLSA funds and libraries with collection budgets of 7.74 or less to split 50% equally. This model provides more funds to be allocated to libraries that do not have the ability to spend on collection development at a level that is considered average for California libraries. It also uses a metric from the California State Library reporting.

Various formulas created similar models. There are many possible scenarios, but the allocation of funds become very close within libraries. One metric is library budgets. Library budgets can be misleading. Large budgets may be the result of staffing needs, facility maintenance, or various local costs. This could result in lower discretionary money for collections.

Appendix F is the updated population figures for 2021-22. To maintain comparable data, the Consultant used the same figures from the original report (2020-2021) for the formulas in this report.

Description of Formula Allocations

The following table is a description of the 11 formulas developed to illustrate the various scenarios using the metrics listed above and alternate options created by the Consultant:

Formula Option	Explanation	Results
#6A 50%-25%-25% split using rural libraries under 20,000 service population	This model uses 50% of the funds for all libraries based on their populations; 25% of the funds were allocated to libraries with populations of 20,000 or less and rural; and 25% went to all geographically isolated libraries.	\$323,530 divided between the 40-member public libraries; \$161,763 allocated \$23,109 to 7 libraries; and \$161,764 allocated \$6,740 to 24 libraries. There are still large discrepancies with the funding.
#6B 50%-25%-25% split using all libraries under 20,000 service population	This model uses 50% of the funds for all libraries based on their populations; 25% of the funds were allocated to all libraries with populations of 20,000 or less; and 25% went to all geographically isolated libraries.	\$323,534 divided between the 40-member public libraries; \$161,759 allocated \$12,443 to 13 libraries; and \$161,764 allocated \$6,740 to 24 libraries. There are still large discrepancies with the funding.
#6C 50%-25%-25% split using rural libraries under 50,000 service population	This model uses 50% of the funds for all libraries based on their populations; 25% of the funds were allocated to libraries with populations of 50,000 or less and rural; and 25% went to all geographically isolated libraries.	\$323,527 divided between the 40-member public libraries; \$161,766 allocated \$14,706 to 11 libraries; and \$161,764 allocated \$6,740 to 24 libraries.
#6D 50%-25%-25% split using all libraries under 50,000 service population	This model uses 50% of the funds for all libraries based on their populations; 25% of the funds were allocated to all libraries with populations of 50,000 or less; and 25% went to all geographically isolated libraries.	\$323,527 divided between the 40-member public libraries; \$161,766 allocated \$8,514 to 19 libraries; and \$161,764 allocated \$6,740 to 24 libraries.
#7A 1/3-1/3-1/3 split using rural libraries under 20,000 service population	This model uses 1/3 of the funds for all libraries based on their populations; 1/3 of the funds were allocated to libraries with populations of 20,000 or less and rural; and 1/3 went to all geographically isolated libraries.	\$215,685 divided between the 40-member public libraries; \$215,684 allocated \$30,812 to 7 libraries; and \$215,688 allocated \$8,987 to 24 libraries.

Exhibit A

#7B 1/3-1/3-1/3 split using all libraries under 20,000 service population	This model uses 1/3 of the funds for all libraries based on their populations; 1/3 of the funds were allocated to all libraries with populations of 20,000 or less; and 1/3 went to all geographically isolated libraries.	\$215,686 divided between the 40-member public libraries; \$215,683 allocated \$16,591 to 13 libraries; and \$215,688 allocated \$8,987 to 24 libraries.
#7C 1/3-1/3-1/3 split using rural libraries under 50,000 service population	This model uses 1/3 of the funds for all libraries based on their populations; 1/3 of the funds were allocated to libraries with populations of 50,000 or less and rural; and 1/3 went to all geographically isolated libraries.	\$215,692 divided between the 40-member public libraries; \$215,677 allocated \$19,607 to 11 libraries; and \$215,688 allocated \$8,987 to 24 libraries.
#7D 1/3-1/3-1/3 split using all libraries under 50,000 service population	This model uses 1/3 of the funds for all libraries based on their populations; 1/3 of the funds were allocated to all libraries with populations of 50,000 or less; and 1/3 went to all geographically isolated libraries.	\$215,676 divided between the 40-member public libraries; \$215,688 allocated \$11,352 to 19 libraries; and \$215,688 allocated \$8,987 to 24 libraries.
#8A 50%-25%-25% split using all libraries under 50,000 service population and collection % of budget 7.74 or less	This model uses 50% of the funds for all libraries based on their populations; 25% of the funds were allocated to all libraries with 7.74% or less of budget spent on collection; and 25% went to all geographically isolated libraries.	\$323,534 divided between the 40-member public libraries; \$161,759 allocated \$7,033 to 23 libraries; and \$161,764 allocated \$6,740 to 24 libraries.
#8B 1/3-1/3-1/3 split using all libraries under 50,000 service population and collection % of budget 7.74 or less	This model uses 1/3 of the funds for all libraries based on their populations; 1/3 of the funds were allocated to all libraries with 7.74% or less of budget spent on collection; and 1/3 went to all geographically isolated libraries.	\$215,698 divided between the 40-member public libraries; \$215,671 allocated \$9,377 to 23 libraries; and \$215,688 allocated \$8,987 to 24 libraries.
#9 50% split equal/50% to libraries less than 7.74% collection budget	This model splits 50% of the funds to all libraries equally; 50% of the funds to the libraries with collection budgets of 7.74% and lower.	\$323,529 divided equally between the 40-member public libraries receiving \$8,088; and 50% divided equally to 23 libraries with 7.74% or less spent on collection receiving \$14,066.434
Comments	<ul style="list-style-type: none"> • <i>Formulas have varying total splits for easier calculations. Any funds that created "cents" were moved to the column to perform equal distributions with full dollar amounts.</i> • <i>Do the smaller libraries have the capacity to spend the additional funds within the three-year requirement?</i> • <i>Using tiers, reverse distributions, etc. resulted in similar results.</i> • <i>Larger library systems also are the larger loaner and this could equate to allocating funds for those non-residents.</i> 	

Appendices

Appendix A	Options 6 A-D	50% - 25% - 25% Split
Appendix B	Options 7 A-D	1/3 – 1/3 – 1/3 Split
Appendix C	Options 1-5 from original study	
Appendix D	Summary of Options	
Appendix E	Alternate Options by Consultant	
Appendix F	2021-2022 Population figures	

Appendix A Option 6A 50% - 25% - 25% Split Using 20,000 or Less Population- Rural Only

50%-25%-25% Split Rural 20,000 or Less	Population FY20/21	50% CLSA FY21/22	25% Low Service Pop	25% Rural Compensation	Total Allocation
	4,935,586	\$323,530	\$161,763	\$161,764	\$647,057
Alpine County Library	1,162	\$76	\$23,109	\$6,740	\$29,925
Bel-Tiburon Public Library	11,510	\$754			\$754
Benicia Public Library	27,570	\$1,807			\$1,807
Butte County Library	226,466	\$14,845		\$6,740	\$21,585
Colusa County Library	22,117	\$1,450		\$6,740	\$8,190
Del Norte County Library Dist.	27,401	\$1,796		\$6,740	\$8,536
El Dorado County Library	191,848	\$12,576		\$6,740	\$19,316
Folsom Public Library	79,835	\$5,233			\$5,233
Humboldt County Library	135,333	\$8,871		\$6,740	\$15,611
Lake County Library	65,071	\$4,265		\$6,740	\$11,006
Larkspur Public Library	12,578	\$824			\$824
Lassen Library District	15,008	\$984	\$23,109	\$6,740	\$30,833
Lincoln Public Library	48,277	\$3,165			\$3,165
Marin County Free Library	143,752	\$9,423			\$9,423
Mendocino County Library	89,009	\$5,835		\$6,740	\$12,575
Mill Valley Public Library	14,675	\$962			\$962
Modoc County Library	9,602	\$629	\$23,109	\$6,740	\$30,479
Mono County Free Library	13,616	\$893	\$23,109	\$6,740	\$30,742
Napa County Library	134,646	\$8,826			\$8,826
Nevada County Library	98,904	\$6,483		\$6,740	\$13,223
Orland Free Library	15,594	\$1,022	\$23,109	\$6,740	\$30,871
Placer County Library	208,771	\$13,685		\$6,740	\$20,425
Plumas County Library	22,992	\$1,507		\$6,740	\$8,247
Roseville Public Library	139,643	\$9,154			\$9,154
Sacramento Public Library	1,466,339	\$96,119			\$96,119
St. Helena Public Library	6,133	\$402			\$402
San Anselmo Public Library	12,902	\$846			\$846
San Rafael Public Library	60,046	\$3,936			\$3,936
Sausalito Public Library	7,416	\$486			\$486
Shasta Public Libraries	178,773	\$11,719		\$6,740	\$18,459
Siskiyou County Library	44,584	\$2,923		\$6,740	\$9,663
Solano County Library	413,737	\$27,121			\$27,121
Sonoma County Library	500,675	\$32,819			\$32,819
Sutter County Library	97,490	\$6,391		\$6,740	\$13,131
Tehama County Library	64,387	\$4,221		\$6,740	\$10,961
Trinity County Library	13,688	\$897	\$23,109	\$6,740	\$30,746
Willows Public Library	13,539	\$887	\$23,109	\$6,740	\$30,737
Woodland Public Library	60,292	\$3,952		\$6,740	\$10,692
Yolo County Library	162,289	\$10,638		\$6,740	\$17,378
Yuba County Library	77,916	\$5,107		\$6,740	\$11,848
	4,935,586	\$323,530	\$161,763	\$161,764	\$647,057

Appendix A Option 6B 50% - 25% - 25% Split Using 20,000 or Less Population- All

50%-25%-25% Split All 20,000 or Less	Population FY20/21	50% CLSA FY21/22	25% Low Service Pop	25% Rural Compensation	Total Allocation
	4,935,586	\$323,534	\$161,759	\$161,764	\$647,057
Alpine County Library	1,162	\$76	\$12,443	\$6,740	\$19,259
Bel-Tiburon Public Library	11,510	\$754	\$12,443		\$13,197
Benicia Public Library	27,570	\$1,807			\$1,807
Butte County Library	226,466	\$14,845		\$6,740	\$21,585
Colusa County Library	22,117	\$1,450		\$6,740	\$8,190
Del Norte County Library Dist.	27,401	\$1,796		\$6,740	\$8,536
El Dorado County Library	191,848	\$12,576		\$6,740	\$19,316
Folsom Public Library	79,835	\$5,233			\$5,233
Humboldt County Library	135,333	\$8,871		\$6,740	\$15,611
Lake County Library	65,071	\$4,265		\$6,740	\$11,006
Larkspur Public Library	12,578	\$825	\$12,443		\$13,268
Lassen Library District	15,008	\$984	\$12,443	\$6,740	\$20,167
Lincoln Public Library	48,277	\$3,165			\$3,165
Marin County Free Library	143,752	\$9,423			\$9,423
Mendocino County Library	89,009	\$5,835		\$6,740	\$12,575
Mill Valley Public Library	14,675	\$962	\$12,443		\$13,405
Modoc County Library	9,602	\$629	\$12,443	\$6,740	\$19,813
Mono County Free Library	13,616	\$893	\$12,443	\$6,740	\$20,076
Napa County Library	134,646	\$8,826			\$8,826
Nevada County Library	98,904	\$6,483		\$6,740	\$13,223
Orland Free Library	15,594	\$1,022	\$12,443	\$6,740	\$20,205
Placer County Library	208,771	\$13,685		\$6,740	\$20,425
Plumas County Library	22,992	\$1,507		\$6,740	\$8,247
Roseville Public Library	139,643	\$9,154			\$9,154
Sacramento Public Library	1,466,339	\$96,120			\$96,120
St. Helena Public Library	6,133	\$402	\$12,443		\$12,845
San Anselmo Public Library	12,902	\$846	\$12,443		\$13,289
San Rafael Public Library	60,046	\$3,936			\$3,936
Sausalito Public Library	7,416	\$486	\$12,443		\$12,929
Shasta Public Libraries	178,773	\$11,719		\$6,740	\$18,459
Siskiyou County Library	44,584	\$2,923		\$6,740	\$9,663
Solano County Library	413,737	\$27,121			\$27,121
Sonoma County Library	500,675	\$32,820			\$32,820
Sutter County Library	97,490	\$6,391		\$6,740	\$13,131
Tehama County Library	64,387	\$4,221		\$6,740	\$10,961
Trinity County Library	13,688	\$897	\$12,443	\$6,740	\$20,080
Willows Public Library	13,539	\$887	\$12,443	\$6,740	\$20,071
Woodland Public Library	60,292	\$3,952		\$6,740	\$10,692
Yolo County Library	162,289	\$10,638		\$6,740	\$17,378
Yuba County Library	77,916	\$5,107		\$6,740	\$11,848
	4,935,586	\$323,534	\$161,759	\$161,764	\$647,057

Appendix A Option 6C 50% - 25% - 25% Split Using 50,000 or Less Population- Rural Only

50%-25%-25% Split Rural 50,000 or Less	Population FY20/21	50% CLSA FY21/22	25% Low Service Pop	25% Rural Compensation	Total Allocation
	4,935,586	\$323,527	\$161,766	\$161,764	\$647,057
Alpine County Library	1,162	\$76	\$14,706	\$6,740	\$21,522
Bel-Tiburon Public Library	11,510	\$754			\$754
Benicia Public Library	27,570	\$1,807			\$1,807
Butte County Library	226,466	\$14,845		\$6,740	\$21,585
Colusa County Library	22,117	\$1,450	\$14,706	\$6,740	\$22,896
Del Norte County Library Dist.	27,401	\$1,796	\$14,706	\$6,740	\$23,242
El Dorado County Library	191,848	\$12,576		\$6,740	\$19,316
Folsom Public Library	79,835	\$5,233			\$5,233
Humboldt County Library	135,333	\$8,871		\$6,740	\$15,611
Lake County Library	65,071	\$4,265		\$6,740	\$11,006
Larkspur Public Library	12,578	\$824			\$824
Lassen Library District	15,008	\$984	\$14,706	\$6,740	\$22,430
Lincoln Public Library	48,277	\$3,165			\$3,165
Marin County Free Library	143,752	\$9,423			\$9,423
Mendocino County Library	89,009	\$5,835		\$6,740	\$12,575
Mill Valley Public Library	14,675	\$962			\$962
Modoc County Library	9,602	\$629	\$14,706	\$6,740	\$22,076
Mono County Free Library	13,616	\$893	\$14,706	\$6,740	\$22,339
Napa County Library	134,646	\$8,826			\$8,826
Nevada County Library	98,904	\$6,483		\$6,740	\$13,223
Orland Free Library	15,594	\$1,022	\$14,706	\$6,740	\$22,468
Placer County Library	208,771	\$13,685		\$6,740	\$20,425
Plumas County Library	22,992	\$1,507	\$14,706	\$6,740	\$22,953
Roseville Public Library	139,643	\$9,154			\$9,154
Sacramento Public Library	1,466,339	\$96,118			\$96,118
St. Helena Public Library	6,133	\$402			\$402
San Anselmo Public Library	12,902	\$846			\$846
San Rafael Public Library	60,046	\$3,936			\$3,936
Sausalito Public Library	7,416	\$486			\$486
Shasta Public Libraries	178,773	\$11,719		\$6,740	\$18,459
Siskiyou County Library	44,584	\$2,922	\$14,706	\$6,740	\$24,369
Solano County Library	413,737	\$27,120			\$27,120
Sonoma County Library	500,675	\$32,819			\$32,819
Sutter County Library	97,490	\$6,390		\$6,740	\$13,131
Tehama County Library	64,387	\$4,221		\$6,740	\$10,961
Trinity County Library	13,688	\$897	\$14,706	\$6,740	\$22,343
Willows Public Library	13,539	\$887	\$14,706	\$6,740	\$22,334
Woodland Public Library	60,292	\$3,952		\$6,740	\$10,692
Yolo County Library	162,289	\$10,638		\$6,740	\$17,378
Yuba County Library	77,916	\$5,107		\$6,740	\$11,848
	4,935,586	\$323,527	\$161,766	\$161,764	\$647,057

Appendix A Option 6D 50% - 25% - 25% Split Using 50,000 or Less Population- All

50%-25%-25% Split All 50,000 or Less	Population FY20/21	50% CLSA FY21/22	25% Low Service Pop	25% Rural Compensation	Total Allocation
	4,935,586	\$323,527	\$161,766	\$161,764	\$647,057
Alpine County Library	1,162	\$76	\$8,514	\$6,740	\$15,330
Bel-Tiburon Public Library	11,510	\$754	\$8,514		\$9,268
Benicia Public Library	27,570	\$1,807	\$8,514		\$10,321
Butte County Library	226,466	\$14,845		\$6,740	\$21,585
Colusa County Library	22,117	\$1,450	\$8,514	\$6,740	\$16,704
Del Norte County Library Dist.	27,401	\$1,796	\$8,514	\$6,740	\$17,050
El Dorado County Library	191,848	\$12,576		\$6,740	\$19,316
Folsom Public Library	79,835	\$5,233			\$5,233
Humboldt County Library	135,333	\$8,871		\$6,740	\$15,611
Lake County Library	65,071	\$4,265		\$6,740	\$11,006
Larkspur Public Library	12,578	\$824	\$8,514		\$9,338
Lassen Library District	15,008	\$984	\$8,514	\$6,740	\$16,238
Lincoln Public Library	48,277	\$3,165	\$8,514		\$11,679
Marin County Free Library	143,752	\$9,423			\$9,423
Mendocino County Library	89,009	\$5,835		\$6,740	\$12,575
Mill Valley Public Library	14,675	\$962	\$8,514		\$9,476
Modoc County Library	9,602	\$629	\$8,514	\$6,740	\$15,884
Mono County Free Library	13,616	\$893	\$8,514	\$6,740	\$16,147
Napa County Library	134,646	\$8,826			\$8,826
Nevada County Library	98,904	\$6,483		\$6,740	\$13,223
Orland Free Library	15,594	\$1,022	\$8,514	\$6,740	\$16,276
Placer County Library	208,771	\$13,685		\$6,740	\$20,425
Plumas County Library	22,992	\$1,507	\$8,514	\$6,740	\$16,761
Roseville Public Library	139,643	\$9,154			\$9,154
Sacramento Public Library	1,466,339	\$96,118			\$96,118
St. Helena Public Library	6,133	\$402	\$8,514		\$8,916
San Anselmo Public Library	12,902	\$846	\$8,514		\$9,360
San Rafael Public Library	60,046	\$3,936			\$3,936
Sausalito Public Library	7,416	\$486	\$8,514		\$9,000
Shasta Public Libraries	178,773	\$11,719		\$6,740	\$18,459
Siskiyou County Library	44,584	\$2,922	\$8,514	\$6,740	\$18,177
Solano County Library	413,737	\$27,120			\$27,120
Sonoma County Library	500,675	\$32,819			\$32,819
Sutter County Library	97,490	\$6,390		\$6,740	\$13,131
Tehama County Library	64,387	\$4,221		\$6,740	\$10,961
Trinity County Library	13,688	\$897	\$8,514	\$6,740	\$16,151
Willows Public Library	13,539	\$887	\$8,514	\$6,740	\$16,142
Woodland Public Library	60,292	\$3,952		\$6,740	\$10,692
Yolo County Library	162,289	\$10,638		\$6,740	\$17,378
Yuba County Library	77,916	\$5,107		\$6,740	\$11,848
	4,935,586	\$323,527	\$161,766	\$161,764	\$647,057

Appendix B Option 7A 1/3 – 1/3 – 1/3 Split Using 20,000 or Less Population- Rural Only

1/3 - 1/3 - 1/3 Split Rural 20,000 or Less	Population FY20/21	1/3 CLSA FY21/22	1/3 Low Service Pop	1/3 Rural Compensation	Total Allocation
	4,935,586	\$215,685	\$215,684	\$215,688	\$647,057
Alpine County Library	1,162	\$51	\$30,812	\$8,987	\$39,850
Bel-Tiburon Public Library	11,510	\$503			\$503
Benicia Public Library	27,570	\$1,205			\$1,205
Butte County Library	226,466	\$9,897		\$8,987	\$18,884
Colusa County Library	22,117	\$967		\$8,987	\$9,954
Del Norte County Library Dist.	27,401	\$1,197		\$8,987	\$10,184
El Dorado County Library	191,848	\$8,384		\$8,987	\$17,371
Folsom Public Library	79,835	\$3,489			\$3,489
Humboldt County Library	135,333	\$5,914		\$8,987	\$14,901
Lake County Library	65,071	\$2,844		\$8,987	\$11,831
Larkspur Public Library	12,578	\$550			\$550
Lassen Library District	15,008	\$656	\$30,812	\$8,987	\$40,455
Lincoln Public Library	48,277	\$2,110			\$2,110
Marin County Free Library	143,752	\$6,282			\$6,282
Mendocino County Library	89,009	\$3,890		\$8,987	\$12,877
Mill Valley Public Library	14,675	\$641			\$641
Modoc County Library	9,602	\$420	\$30,812	\$8,987	\$40,219
Mono County Free Library	13,616	\$595	\$30,812	\$8,987	\$40,394
Napa County Library	134,646	\$5,884			\$5,884
Nevada County Library	98,904	\$4,322		\$8,987	\$13,309
Orland Free Library	15,594	\$681	\$30,812	\$8,987	\$40,480
Placer County Library	208,771	\$9,123		\$8,987	\$18,110
Plumas County Library	22,992	\$1,005		\$8,987	\$9,992
Roseville Public Library	139,643	\$6,102			\$6,102
Sacramento Public Library	1,466,339	\$64,079			\$64,079
St. Helena Public Library	6,133	\$268			\$268
San Anselmo Public Library	12,902	\$564			\$564
San Rafael Public Library	60,046	\$2,624			\$2,624
Sausalito Public Library	7,416	\$324			\$324
Shasta Public Libraries	178,773	\$7,812		\$8,987	\$16,799
Siskiyou County Library	44,584	\$1,948		\$8,987	\$10,935
Solano County Library	413,737	\$18,080			\$18,080
Sonoma County Library	500,675	\$21,879			\$21,879
Sutter County Library	97,490	\$4,260		\$8,987	\$13,247
Tehama County Library	64,387	\$2,814		\$8,987	\$11,801
Trinity County Library	13,688	\$598	\$30,812	\$8,987	\$40,397
Willows Public Library	13,539	\$592	\$30,812	\$8,987	\$40,391
Woodland Public Library	60,292	\$2,635		\$8,987	\$11,622
Yolo County Library	162,289	\$7,092		\$8,987	\$16,079
Yuba County Library	77,916	\$3,405		\$8,987	\$12,392
	4,935,586	\$215,685	\$215,684	\$215,688	\$647,057

Appendix B Option 7B 1/3 – 1/3 – 1/3 Split Using 20,000 or Less Population- All

1/3 - 1/3 - 1/3 Split All 20,000 or Less	Population FY20/21	1/3 CLSA FY21/22	1/3 Low Service Pop	1/3 Rural Compensation	Total Allocation
	4,935,586	\$215,686	\$215,683	\$215,688	\$647,057
Alpine County Library	1,162	\$51	\$16,591	\$8,987	\$25,629
Bel-Tiburon Public Library	11,510	\$503	\$16,591		\$17,094
Benicia Public Library	27,570	\$1,205			\$1,205
Butte County Library	226,466	\$9,897		\$8,987	\$18,884
Colusa County Library	22,117	\$967		\$8,987	\$9,954
Del Norte County Library Dist.	27,401	\$1,197		\$8,987	\$10,184
El Dorado County Library	191,848	\$8,384		\$8,987	\$17,371
Folsom Public Library	79,835	\$3,489			\$3,489
Humboldt County Library	135,333	\$5,914		\$8,987	\$14,901
Lake County Library	65,071	\$2,844		\$8,987	\$11,831
Larkspur Public Library	12,578	\$550	\$16,591		\$17,141
Lassen Library District	15,008	\$656	\$16,591	\$8,987	\$26,234
Lincoln Public Library	48,277	\$2,110			\$2,110
Marin County Free Library	143,752	\$6,282			\$6,282
Mendocino County Library	89,009	\$3,890		\$8,987	\$12,877
Mill Valley Public Library	14,675	\$641	\$16,591		\$17,232
Modoc County Library	9,602	\$420	\$16,591	\$8,987	\$25,998
Mono County Free Library	13,616	\$595	\$16,591	\$8,987	\$26,173
Napa County Library	134,646	\$5,884			\$5,884
Nevada County Library	98,904	\$4,322		\$8,987	\$13,309
Orland Free Library	15,594	\$681	\$16,591	\$8,987	\$26,259
Placer County Library	208,771	\$9,123		\$8,987	\$18,110
Plumas County Library	22,992	\$1,005		\$8,987	\$9,992
Roseville Public Library	139,643	\$6,102			\$6,102
Sacramento Public Library	1,466,339	\$64,079			\$64,079
St. Helena Public Library	6,133	\$268	\$16,591		\$16,859
San Anselmo Public Library	12,902	\$564	\$16,591		\$17,155
San Rafael Public Library	60,046	\$2,624			\$2,624
Sausalito Public Library	7,416	\$324	\$16,591		\$16,915
Shasta Public Libraries	178,773	\$7,812		\$8,987	\$16,799
Siskiyou County Library	44,584	\$1,948		\$8,987	\$10,935
Solano County Library	413,737	\$18,080			\$18,080
Sonoma County Library	500,675	\$21,880			\$21,880
Sutter County Library	97,490	\$4,260		\$8,987	\$13,247
Tehama County Library	64,387	\$2,814		\$8,987	\$11,801
Trinity County Library	13,688	\$598	\$16,591	\$8,987	\$26,176
Willows Public Library	13,539	\$592	\$16,591	\$8,987	\$26,170
Woodland Public Library	60,292	\$2,635		\$8,987	\$11,622
Yolo County Library	162,289	\$7,092		\$8,987	\$16,079
Yuba County Library	77,916	\$3,405		\$8,987	\$12,392
	4,935,586	\$215,686	\$215,683	\$215,688	\$647,057

Appendix B Option 7C 1/3 – 1/3 – 1/3 Split Using 50,000 or Less Population- Rural

1/3 - 1/3 - 1/3 Split Rural 50,000 or Less	Population FY20/21	1/3 CLSA FY21/22	1/3 Low Service Pop	1/3 Rural Compensation	Total Allocation
	4,935,586	\$215,692	\$215,677	\$215,688	\$647,057
Alpine County Library	1,162	\$51	\$19,607	\$8,987	\$28,645
Bel-Tiburon Public Library	11,510	\$503			\$503
Benicia Public Library	27,570	\$1,205			\$1,205
Butte County Library	226,466	\$9,897		\$8,987	\$18,884
Colusa County Library	22,117	\$967	\$19,607	\$8,987	\$29,561
Del Norte County Library Dist.	27,401	\$1,197	\$19,607	\$8,987	\$29,791
El Dorado County Library	191,848	\$8,384		\$8,987	\$17,371
Folsom Public Library	79,835	\$3,489			\$3,489
Humboldt County Library	135,333	\$5,914		\$8,987	\$14,901
Lake County Library	65,071	\$2,844		\$8,987	\$11,831
Larkspur Public Library	12,578	\$550			\$550
Lassen Library District	15,008	\$656	\$19,607	\$8,987	\$29,250
Lincoln Public Library	48,277	\$2,110			\$2,110
Marin County Free Library	143,752	\$6,282			\$6,282
Mendocino County Library	89,009	\$3,890		\$8,987	\$12,877
Mill Valley Public Library	14,675	\$641			\$641
Modoc County Library	9,602	\$420	\$19,607	\$8,987	\$29,014
Mono County Free Library	13,616	\$595	\$19,607	\$8,987	\$29,189
Napa County Library	134,646	\$5,884			\$5,884
Nevada County Library	98,904	\$4,322		\$8,987	\$13,309
Orland Free Library	15,594	\$681	\$19,607	\$8,987	\$29,275
Placer County Library	208,771	\$9,124		\$8,987	\$18,111
Plumas County Library	22,992	\$1,005	\$19,607	\$8,987	\$29,599
Roseville Public Library	139,643	\$6,103			\$6,103
Sacramento Public Library	1,466,339	\$64,081			\$64,081
St. Helena Public Library	6,133	\$268			\$268
San Anselmo Public Library	12,902	\$564			\$564
San Rafael Public Library	60,046	\$2,624			\$2,624
Sausalito Public Library	7,416	\$324			\$324
Shasta Public Libraries	178,773	\$7,813		\$8,987	\$16,800
Siskiyou County Library	44,584	\$1,948	\$19,607	\$8,987	\$30,542
Solano County Library	413,737	\$18,081			\$18,081
Sonoma County Library	500,675	\$21,880			\$21,880
Sutter County Library	97,490	\$4,260		\$8,987	\$13,247
Tehama County Library	64,387	\$2,814		\$8,987	\$11,801
Trinity County Library	13,688	\$598	\$19,607	\$8,987	\$29,192
Willows Public Library	13,539	\$592	\$19,607	\$8,987	\$29,186
Woodland Public Library	60,292	\$2,635		\$8,987	\$11,622
Yolo County Library	162,289	\$7,092		\$8,987	\$16,079
Yuba County Library	77,916	\$3,405		\$8,987	\$12,392
	4,935,586	\$215,692	\$215,677	\$215,688	\$647,057

Appendix B Option 7D 1/3 – 1/3 – 1/3 Split Using 50,000 or Less Population- All

1/3 - 1/3 - 1/3 Split All 50,000 or Less	Population FY20/21	1/3 CLSA FY21/22	1/3 Low Service Pop	1/3 Rural Compensation	Total Allocation
	4,935,586	\$215,676	\$215,688	\$215,688	\$647,052
Alpine County Library	1,162	\$51	\$11,352	\$8,987	\$20,390
Bel-Tiburon Public Library	11,510	\$503	\$11,352		\$11,855
Benicia Public Library	27,570	\$1,205	\$11,352		\$12,557
Butte County Library	226,466	\$9,896		\$8,987	\$18,883
Colusa County Library	22,117	\$966	\$11,352	\$8,987	\$21,305
Del Norte County Library Dist.	27,401	\$1,197	\$11,352	\$8,987	\$21,536
El Dorado County Library	191,848	\$8,383		\$8,987	\$17,370
Folsom Public Library	79,835	\$3,489			\$3,489
Humboldt County Library	135,333	\$5,914		\$8,987	\$14,901
Lake County Library	65,071	\$2,843		\$8,987	\$11,830
Larkspur Public Library	12,578	\$550	\$11,352		\$11,902
Lassen Library District	15,008	\$656	\$11,352	\$8,987	\$20,995
Lincoln Public Library	48,277	\$2,110	\$11,352		\$13,462
Marin County Free Library	143,752	\$6,282			\$6,282
Mendocino County Library	89,009	\$3,890		\$8,987	\$12,877
Mill Valley Public Library	14,675	\$641	\$11,352		\$11,993
Modoc County Library	9,602	\$420	\$11,352	\$8,987	\$20,759
Mono County Free Library	13,616	\$595	\$11,352	\$8,987	\$20,934
Napa County Library	134,646	\$5,884			\$5,884
Nevada County Library	98,904	\$4,322		\$8,987	\$13,309
Orland Free Library	15,594	\$681	\$11,352	\$8,987	\$21,020
Placer County Library	208,771	\$9,123		\$8,987	\$18,110
Plumas County Library	22,992	\$1,005	\$11,352	\$8,987	\$21,344
Roseville Public Library	139,643	\$6,102			\$6,102
Sacramento Public Library	1,466,339	\$64,076			\$64,076
St. Helena Public Library	6,133	\$268	\$11,352		\$11,620
San Anselmo Public Library	12,902	\$564	\$11,352		\$11,916
San Rafael Public Library	60,046	\$2,624			\$2,624
Sausalito Public Library	7,416	\$324	\$11,352		\$11,676
Shasta Public Libraries	178,773	\$7,812		\$8,987	\$16,799
Siskiyou County Library	44,584	\$1,948	\$11,352	\$8,987	\$22,287
Solano County Library	413,737	\$18,080			\$18,080
Sonoma County Library	500,675	\$21,879			\$21,879
Sutter County Library	97,490	\$4,260		\$8,987	\$13,247
Tehama County Library	64,387	\$2,814		\$8,987	\$11,801
Trinity County Library	13,688	\$598	\$11,352	\$8,987	\$20,937
Willows Public Library	13,539	\$592	\$11,352	\$8,987	\$20,931
Woodland Public Library	60,292	\$2,635		\$8,987	\$11,622
Yolo County Library	162,289	\$7,092		\$8,987	\$16,079
Yuba County Library	77,916	\$3,405		\$8,987	\$12,392
	4,935,586	\$215,676	\$215,688	\$215,688	\$647,052

Appendix C Option 1 (Previous Report) Library Population and Budget- 50% 50%

Library POPULATION AND BUDGET	Population	50% CLSA	50% CLSA Pop	Total CLSA Allocation
	4,935,586	\$323,529	\$323,529	\$647,057
Alpine County Library	1,162	\$8,088	\$76	\$8,164
Bel-Tiburon Public Library	11,510	\$8,088	\$754	\$8,843
Benicia Public Library	27,570	\$8,088	\$1,807	\$9,895
Butte County Library	226,466	\$8,088	\$14,845	\$22,933
Colusa County Library	22,117	\$8,088	\$1,450	\$9,538
Del Norte County Library Dist.	27,401	\$8,088	\$1,796	\$9,884
El Dorado County Library	191,848	\$8,088	\$12,576	\$20,664
Folsom Public Library	79,835	\$8,088	\$5,233	\$13,321
Humboldt County Library	135,333	\$8,088	\$8,871	\$16,959
Lake County Library	65,071	\$8,088	\$4,265	\$12,354
Larkspur Public Library	12,578	\$8,088	\$824	\$8,913
Lassen Library District	15,008	\$8,088	\$984	\$9,072
Lincoln Public Library	48,277	\$8,088	\$3,165	\$11,253
Marin County Free Library	143,752	\$8,088	\$9,423	\$17,511
Mendocino County Library	89,009	\$8,088	\$5,835	\$13,923
Mill Valley Public Library	14,675	\$8,088	\$962	\$9,050
Modoc County Library	9,602	\$8,088	\$629	\$8,718
Mono County Free Library	13,616	\$8,088	\$893	\$8,981
Napa County Library	134,646	\$8,088	\$8,826	\$16,914
Nevada County Library	98,904	\$8,088	\$6,483	\$14,571
Orland Free Library	15,594	\$8,088	\$1,022	\$9,110
Placer County Library	208,771	\$8,088	\$13,685	\$21,773
Plumas County Library	22,992	\$8,088	\$1,507	\$9,595
Roseville Public Library	139,643	\$8,088	\$9,154	\$17,242
Sacramento Public Library	1,466,339	\$8,088	\$96,119	\$104,207
St. Helena Public Library	6,133	\$8,088	\$402	\$8,490
San Anselmo Public Library	12,902	\$8,088	\$846	\$8,934
San Rafael Public Library	60,046	\$8,088	\$3,936	\$12,024
Sausalito Public Library	7,416	\$8,088	\$486	\$8,574
Shasta Public Libraries	178,773	\$8,088	\$11,719	\$19,807
Siskiyou County Library	44,584	\$8,088	\$2,922	\$11,011
Solano County Library	413,737	\$8,088	\$27,121	\$35,209
Sonoma County Library	500,675	\$8,088	\$32,819	\$40,908
Sutter County Library	97,490	\$8,088	\$6,390	\$14,479
Tehama County Library	64,387	\$8,088	\$4,221	\$12,309
Trinity County Library	13,688	\$8,088	\$897	\$8,985
Willows Public Library	13,539	\$8,088	\$887	\$8,976
Woodland Public Library	60,292	\$8,088	\$3,952	\$12,040
Yolo County Library	162,289	\$8,088	\$10,638	\$18,726
Yuba County Library	77,916	\$8,088	\$5,107	\$13,196
	4,935,586	\$323,529	\$323,529	\$647,057

Appendix C Option 2 (Previous Report) Library Population and Budget- Full

Library POPULATION AND BUDGET	Population	CLSA FY21/22
	4,935,586	\$647,057
Alpine County Library	1,162	\$152
Bel-Tiburon Public Library	11,510	\$1,509
Benicia Public Library	27,570	\$3,614
Butte County Library	226,466	\$29,690
Colusa County Library	22,117	\$2,900
Del Norte County Library Dist.	27,401	\$3,592
El Dorado County Library	191,848	\$25,151
Folsom Public Library	79,835	\$10,466
Humboldt County Library	135,333	\$17,742
Lake County Library	65,071	\$8,531
Larkspur Public Library	12,578	\$1,649
Lassen Library District	15,008	\$1,968
Lincoln Public Library	48,277	\$6,329
Marin County Free Library	143,752	\$18,846
Mendocino County Library	89,009	\$11,669
Mill Valley Public Library	14,675	\$1,924
Modoc County Library	9,602	\$1,259
Mono County Free Library	13,616	\$1,785
Napa County Library	134,646	\$17,652
Nevada County Library	98,904	\$12,966
Orland Free Library	15,594	\$2,044
Placer County Library	208,771	\$27,370
Plumas County Library	22,992	\$3,014
Roseville Public Library	139,643	\$18,307
Sacramento Public Library	1,466,339	\$192,238
St. Helena Public Library	6,133	\$804
San Anselmo Public Library	12,902	\$1,691
San Rafael Public Library	60,046	\$7,872
Sausalito Public Library	7,416	\$972
Shasta Public Libraries	178,773	\$23,437
Siskiyou County Library	44,584	\$5,845
Solano County Library	413,737	\$54,241
Sonoma County Library	500,675	\$65,639
Sutter County Library	97,490	\$12,781
Tehama County Library	64,387	\$8,441
Trinity County Library	13,688	\$1,795
Willows Public Library	13,539	\$1,775
Woodland Public Library	60,292	\$7,904
Yolo County Library	162,289	\$21,276
Yuba County Library	77,916	\$10,215
	4,935,586	\$647,057

Appendix C Option 3 (Previous Report) Library Population and Budget 75% - 25%

Library POPULATION AND BUDGET	Population	CLSA FY21/22	25% Rural Compensation	Total Allocation
	4,935,586	\$485,293	\$161,764	\$647,057
Alpine County Library	1,162	\$114	\$6,740	\$6,854
Bel-Tiburon Public Library	11,510	\$1,132		\$1,132
Benicia Public Library	27,570	\$2,711		\$2,711
Butte County Library	226,466	\$22,267	\$6,740	\$29,008
Colusa County Library	22,117	\$2,175	\$6,740	\$8,915
Del Norte County Library Dist.	27,401	\$2,694	\$6,740	\$9,434
El Dorado County Library	191,848	\$18,864	\$6,740	\$25,604
Folsom Public Library	79,835	\$7,850		\$7,850
Humboldt County Library	135,333	\$13,307	\$6,740	\$20,047
Lake County Library	65,071	\$6,398	\$6,740	\$13,138
Larkspur Public Library	12,578	\$1,237		\$1,237
Lassen Library District	15,008	\$1,476	\$6,740	\$8,216
Lincoln Public Library	48,277	\$4,747		\$4,747
Marin County Free Library	143,752	\$14,134		\$14,134
Mendocino County Library	89,009	\$8,752	\$6,740	\$15,492
Mill Valley Public Library	14,675	\$1,443		\$1,443
Modoc County Library	9,602	\$944	\$6,740	\$7,684
Mono County Free Library	13,616	\$1,339	\$6,740	\$8,079
Napa County Library	134,646	\$13,239		\$13,239
Nevada County Library	98,904	\$9,725	\$6,740	\$16,465
Orland Free Library	15,594	\$1,533	\$6,740	\$8,273
Placer County Library	208,771	\$20,527	\$6,740	\$27,268
Plumas County Library	22,992	\$2,261	\$6,740	\$9,001
Roseville Public Library	139,643	\$13,730		\$13,730
Sacramento Public Library	1,466,339	\$144,178		\$144,178
St. Helena Public Library	6,133	\$603		\$603
San Anselmo Public Library	12,902	\$1,269		\$1,269
San Rafael Public Library	60,046	\$5,904		\$5,904
Sausalito Public Library	7,416	\$729		\$729
Shasta Public Libraries	178,773	\$17,578	\$6,740	\$24,318
Siskiyou County Library	44,584	\$4,384	\$6,740	\$11,124
Solano County Library	413,737	\$40,681		\$40,681
Sonoma County Library	500,675	\$49,229		\$49,229
Sutter County Library	97,490	\$9,586	\$6,740	\$16,326
Tehama County Library	64,387	\$6,331	\$6,740	\$13,071
Trinity County Library	13,688	\$1,346	\$6,740	\$8,086
Willows Public Library	13,539	\$1,331	\$6,740	\$8,071
Woodland Public Library	60,292	\$5,928	\$6,740	\$12,668
Yolo County Library	162,289	\$15,957	\$6,740	\$22,697
Yuba County Library	77,916	\$7,661	\$6,740	\$14,401
	4,935,586	\$485,293	\$161,764	\$647,057

Appendix C Option 4 (Previous Report) Library Population and Budget 75% - 25%

Library POPULATION AND BUDGET	Population	CLSA FY21/22	Budgets Less \$2m	Total Allocation	19/20 CSL Operating Bud
	4,935,586	\$485,293	\$161,764	\$647,057	
Alpine County Library	1,162	\$114	\$7,703	\$7,817	\$ 367,440
Bel-Tiburon Public Library	11,510	\$1,132		\$1,132	\$ 2,555,925
Benicia Public Library	27,570	\$2,711		\$2,711	\$ 2,435,214
Butte County Library	226,466	\$22,267		\$22,267	\$ 3,471,111
Colusa County Library	22,117	\$2,175	\$7,703	\$9,878	\$ 1,103,235
Del Norte County Library Dist.	27,401	\$2,694	\$7,703	\$10,397	\$ 327,848
El Dorado County Library	191,848	\$18,864		\$18,864	\$ 4,029,104
Folsom Public Library	79,835	\$7,850	\$7,703	\$15,553	\$ 1,942,427
Humboldt County Library	135,333	\$13,307		\$13,307	\$ 3,988,656
Lake County Library	65,071	\$6,398	\$7,703	\$14,101	\$ 1,074,639
Larkspur Public Library	12,578	\$1,237	\$7,703	\$8,940	\$ 918,363
Lassen Library District	15,008	\$1,476	\$7,703	\$9,179	\$ 257,752
Lincoln Public Library	48,277	\$4,747	\$7,703	\$12,450	\$ 799,070
Marin County Free Library	143,752	\$14,134		\$14,134	\$ 18,321,233
Mendocino County Library	89,009	\$8,752		\$8,752	\$ 3,776,192
Mill Valley Public Library	14,675	\$1,443		\$1,443	\$ 2,457,874
Modoc County Library	9,602	\$944	\$7,703	\$8,647	\$ 269,151
Mono County Free Library	13,616	\$1,339	\$7,703	\$9,042	\$ 1,210,740
Napa County Library	134,646	\$13,239		\$13,239	\$ 8,479,188
Nevada County Library	98,904	\$9,725		\$9,725	\$ 4,410,356
Orland Free Library	15,594	\$1,533	\$7,703	\$9,236	\$ 509,286
Placer County Library	208,771	\$20,527		\$20,527	\$ 7,755,875
Plumas County Library	22,992	\$2,261	\$7,703	\$9,964	\$ 601,459
Roseville Public Library	139,643	\$13,730		\$13,730	\$ 4,645,433
Sacramento Public Library	1,466,339	\$144,178		\$144,178	\$ 45,573,653
St. Helena Public Library	6,133	\$603	\$7,703	\$8,306	\$ 1,156,749
San Anselmo Public Library	12,902	\$1,269	\$7,703	\$8,972	\$ 874,114
San Rafael Public Library	60,046	\$5,904		\$5,904	\$ 4,486,395
Sausalito Public Library	7,416	\$729	\$7,703	\$8,432	\$ 881,401
Shasta Public Libraries	178,773	\$17,578		\$17,578	\$ 2,569,466
Siskiyou County Library	44,584	\$4,384	\$7,703	\$12,087	\$ 603,158
Solano County Library	413,737	\$40,681		\$40,681	\$ 19,211,588
Sonoma County Library	500,675	\$49,229		\$49,229	\$ 28,515,784
Sutter County Library	97,490	\$9,586	\$7,703	\$17,289	\$ 1,611,577
Tehama County Library	64,387	\$6,331	\$7,703	\$14,034	\$ 537,812
Trinity County Library	13,688	\$1,346	\$7,703	\$9,049	\$ 375,467
Willows Public Library	13,539	\$1,331	\$7,703	\$9,034	\$ 288,827
Woodland Public Library	60,292	\$5,928		\$5,928	\$ 2,044,920
Yolo County Library	162,289	\$15,957		\$15,957	\$ 6,694,437
Yuba County Library	77,916	\$7,661	\$7,703	\$15,364	\$ 856,334
(Totals vary)	4,935,586	\$485,293	\$161,764	\$647,057	

Appendix C Option 5 (Previous Report) Pay All

Library	NBCLS/ MVLS Deliveries	Library- to-Go OverDrive	Library-to- Go eMagazine	NLS Link+	Total Shared Costs	Total Amount Due	Local Services Claimed that would not funded
Alpine County Library		\$83	\$78		\$161	\$509	
Bel-Tib Public Library				\$6,631	\$6,631	\$551	
Benicia Public Library	\$23,615	\$1,988	\$1,877	\$13,051	\$40,531	\$617	
Butte County Library		\$3,872	\$3,644		\$7,516	\$1,429	
Colusa County Library	\$5,110	\$124	\$117		\$5,351	\$594	
Del Norte County Lib Dist.		\$332	\$312		\$644	\$616	
El Dorado County Library	\$2,555	\$7,998		\$18,464	\$29,017	\$1,288	
Folsom Public Library	\$10,220	\$4,823			\$15,043	\$830	
Humboldt County Library		\$5,780	\$533		\$11,213	\$1,057	Broadband/CENIC
Lake County Library	\$50,542				\$50,542	\$770	
Larkspur Public Library				\$6,711	\$6,711	\$555	Shared OverDrive
Lassen Library District		\$210	\$197		\$407	\$565	Other shared ILL
Lincoln Public Library	\$2,555	\$2,518	\$2,370		\$7,443	\$701	
Marin County Free Library				\$24,353	\$24,353	\$1,091	
Mendocino County Library	\$74,549				\$74,549	\$868	
Mill Valley Public Library				\$7,039	\$7,039	\$564	
Modoc County Library		\$126	\$118		\$244	\$543	Broadband/CENIC
Mono County Free Library		\$670	\$631		\$1,301	\$560	
Napa County Library		\$5,851	\$5,532	\$14,903	\$26,286	\$1,054	
Nevada County Library		\$5,812	\$5,472	\$7,575	\$18,859	\$908	
Orland Free Library		\$257	\$241		\$498	\$568	Broadband/CENIC
Placer County Library	\$2,555	\$7,496	\$7,062		\$17,113	\$1,357	
Plumas County Library		\$419	\$393		\$812	\$598	
Roseville Public Library	\$2,555	\$6,454			\$9,009	\$1,074	
Sacramento Public Library	\$12,775			\$25,048	\$37,823	\$6,494	Shared OverDrive
St. Helena Public Library	\$17,163	\$809	\$761	\$11,486	\$30,219	\$529	
San Anselmo Public Library				\$6,779	\$6,779	\$557	Shared OverDrive
San Rafael Public Library				\$13,156	\$13,156	\$749	Shared OverDrive
Sausalito Public Library				\$6,033	\$6,033	\$534	Shared OverDrive
Shasta Public Libraries		\$4,590	\$4,314		\$8,904	\$1,234	
Siskiyou County Library		\$1,136	\$1,068		\$2,204	\$686	
Solano County Library	\$50,266			\$41,675	\$91,941	\$2,194	
Sonoma County Library	\$49,656			\$27,763	\$77,419	\$2,549	
Sutter County Library	\$10,220	\$1,451	\$1,365		\$13,036	\$902	
Tehama County Library		\$734	\$690		\$1,424	\$767	Broadband/CENIC
Trinity County Library		\$183	\$172		\$355	\$560	Local post/delivery
Willows Public Library		\$226	\$212		\$438	\$559	Broadband/CENIC
Woodland Public Library	\$10,220	\$1,794	\$1,691	\$5,554	\$19,259	\$750	
Yolo County Library	\$639			\$15,966	\$16,605	\$1,167	
Yuba County Library		\$264	\$248		\$512	\$822	
Total	\$325,195	\$66,000	\$44,000	\$252,187	\$687,380	\$40,324	

Appendix D Summary of Options 1-5 (Previous Report)

Library	Option #1 Current	Option #2 Pop Only	Option #3 Pop & Rural	Option #4 Pop & Budg	Option #5 Pay All
Alpine County Library	\$8,164	\$152	\$6,854	\$7,817	\$161.00
Bel-Tiburon Public Library	\$8,843	\$1,509	\$1,132	\$1,132	\$8,837.81
Benicia Public Library	\$9,895	\$3,614	\$2,711	\$2,711	\$36,317.80
Butte County Library	\$22,933	\$29,690	\$29,008	\$22,267	\$7,516.00
Colusa County Library	\$9,538	\$2,900	\$8,915	\$9,878	\$5,351.00
Del Norte County Library Dist.	\$9,884	\$3,592	\$9,434	\$10,397	\$644.00
El Dorado County Library	\$20,664	\$25,151	\$25,604	\$18,864	\$29,017.04
Folsom Public Library	\$13,321	\$10,466	\$7,850	\$15,553	\$15,043.00
Humboldt County Library	\$16,959	\$17,742	\$20,047	\$13,307	\$11,213.00
Lake County Library	\$12,354	\$8,531	\$13,138	\$14,101	\$50,542.00
Larkspur Public Library	\$8,913	\$1,649	\$1,237	\$8,940	\$8,837.81
Lassen Library District	\$9,072	\$1,968	\$8,216	\$9,179	\$407.00
Lincoln Public Library	\$11,253	\$6,329	\$4,747	\$12,450	\$7,443.00
Marin County Free Library	\$17,511	\$18,846	\$14,134	\$14,134	\$8,837.81
Mendocino County Library	\$13,923	\$11,669	\$15,492	\$8,752	\$74,549.00
Mill Valley Public Library	\$9,050	\$1,924	\$1,443	\$1,443	\$8,837.81
Modoc County Library	\$8,718	\$1,259	\$7,684	\$8,647	\$244.00
Mono County Free Library	\$8,981	\$1,785	\$8,079	\$9,042	\$1,301.00
Napa County Library	\$16,914	\$17,652	\$13,239	\$13,239	\$26,285.59
Nevada County Library	\$14,571	\$12,966	\$16,465	\$9,725	\$19,320.00
Orland Free Library	\$9,110	\$2,044	\$8,273	\$9,236	\$498.00
Placer County Library	\$21,773	\$27,370	\$27,268	\$20,527	\$17,113.00
Plumas County Library	\$9,595	\$3,014	\$9,001	\$9,964	\$812.00
Roseville Public Library	\$17,242	\$18,307	\$13,730	\$13,730	\$9,009.00
Sacramento Public Library	\$104,207	\$192,238	\$144,178	\$144,178	\$12,775.00
St. Helena Public Library	\$8,490	\$804	\$603	\$8,306	\$40,803.69
San Anselmo Public Library	\$8,934	\$1,691	\$1,269	\$8,972	\$8,837.81
San Rafael Public Library	\$12,024	\$7,872	\$5,904	\$5,904	\$8,837.81
Sausalito Public Library	\$8,574	\$972	\$729	\$8,432	\$8,837.81
Shasta Public Libraries	\$19,807	\$23,437	\$24,318	\$17,578	\$8,904.00
Siskiyou County Library	\$11,011	\$5,845	\$11,124	\$12,087	\$2,204.00
Solano County Library	\$35,209	\$54,241	\$40,681	\$40,681	\$94,407.39
Sonoma County Library	\$40,908	\$65,639	\$49,229	\$49,229	\$77,419.36
Sutter County Library	\$14,479	\$12,781	\$16,326	\$17,289	\$13,036.00
Tehama County Library	\$12,309	\$8,441	\$13,071	\$14,034	\$47,855.00
Trinity County Library	\$8,985	\$1,795	\$8,086	\$9,049	\$355.00
Willows Public Library	\$8,976	\$1,775	\$8,071	\$9,034	\$438.00
Woodland Public Library	\$12,040	\$7,904	\$12,668	\$5,928	\$14,258.81
Yolo County Library	\$18,726	\$21,276	\$22,697	\$15,957	\$16,605.08
Yuba County Library	\$13,196	\$10,215	\$14,401	\$15,364	\$512.00
	\$647,057.00	\$598,586.00	\$598,610.00	\$598,610.00	\$704,224.43

Appendix E 8A Alternate options

50%-25%-25% Split All 50,000 & Less	Population	50% CLSA FY21/22	25% Collection Less 7.74	25% Rural Compensation	Total Allocation	Collection % of Budg
	4,935,586	\$323,534	\$161,759	\$161,764	\$647,057	
Alpine County Library	1,162	\$76		\$6,740	\$6,816	7.93
Bel-Tiburon Public Library	11,510	\$754	\$7,033		\$7,787	6.85
Benicia Public Library	27,570	\$1,807	\$7,033		\$8,840	7.44
Butte County Library	226,466	\$14,845		\$6,740	\$21,585	9.61
Colusa County Library	22,117	\$1,450		\$6,740	\$8,190	8.87
Del Norte County Lib Dist.	27,401	\$1,796	\$7,033	\$6,740	\$15,569	5.63
El Dorado County Library	191,848	\$12,576	\$7,033	\$6,740	\$26,349	5.82
Folsom Public Library	79,835	\$5,233			\$5,233	10.74
Humboldt County Library	135,333	\$8,871	\$7,033	\$6,740	\$22,644	5.71
Lake County Library	65,071	\$4,265		\$6,740	\$11,006	10.48
Larkspur Public Library	12,578	\$825			\$825	10.34
Lassen Library District	15,008	\$984	\$7,033	\$6,740	\$14,757	1.04
Lincoln Public Library	48,277	\$3,165			\$3,165	15.6
Marin County Free Library	143,752	\$9,423	\$7,033		\$16,456	4.92
Mendocino County Library	89,009	\$5,835	\$7,033	\$6,740	\$19,608	5.73
Mill Valley Public Library	14,675	\$962			\$962	9.51
Modoc County Library	9,602	\$629	\$7,033	\$6,740	\$14,403	1.45
Mono County Free Library	13,616	\$893	\$7,033	\$6,740	\$14,666	4.74
Napa County Library	134,646	\$8,826			\$8,826	8.76
Nevada County Library	98,904	\$6,483	\$7,033	\$6,740	\$20,256	3.87
Orland Free Library	15,594	\$1,022	\$7,033	\$6,740	\$14,795	1.79
Placer County Library	208,771	\$13,685	\$7,033	\$6,740	\$27,458	5.81
Plumas County Library	22,992	\$1,507	\$7,033	\$6,740	\$15,280	3.04
Roseville Public Library	139,643	\$9,154	\$7,033		\$16,187	7.63
Sacramento Public Library	1,466,339	\$96,120			\$96,120	15.19
St. Helena Public Library	6,133	\$402			\$402	9.68
San Anselmo Public Library	12,902	\$846			\$846	12.91
San Rafael Public Library	60,046	\$3,936	\$7,033		\$10,969	5.63
Sausalito Public Library	7,416	\$486			\$486	10.2
Shasta Public Libraries	178,773	\$11,719		\$6,740	\$18,459	9.06
Siskiyou County Library	44,584	\$2,923	\$7,033	\$6,740	\$16,696	6.78
Solano County Library	413,737	\$27,121	\$7,033		\$34,154	7.35
Sonoma County Library	500,675	\$32,820			\$32,820	10.44
Sutter County Library	97,490	\$6,391	\$7,033	\$6,740	\$20,164	1.57
Tehama County Library	64,387	\$4,221	\$7,033	\$6,740	\$17,994	4.32
Trinity County Library	13,688	\$897	\$7,033	\$6,740	\$14,670	5.42
Willows Public Library	13,539	\$887	\$7,033	\$6,740	\$14,661	2.52
Woodland Public Library	60,292	\$3,952		\$6,740	\$10,692	8.8
Yolo County Library	162,289	\$10,638	\$7,033	\$6,740	\$24,411	7.13
Yuba County Library	77,916	\$5,107		\$6,740	\$11,848	7.99
	4,935,586	\$323,534	\$161,759	\$161,764	\$647,057	

Appendix E 8B Alternate options

1/3 - 1/3 - 1/3 Split 50,000 & Less	Population	1/3 CLSA FY21/22	1/3 Collection Less 7.74	1/3 Rural Compensation	Total Allocation	Collection % of Budg
	4,935,586	\$215,698	\$215,671	\$215,688	\$647,057	
Alpine County Library	1,162	\$51		\$8,987	\$9,038	7.93
Bel-Tiburon Public Library	11,510	\$503	\$9,377		\$9,880	6.85
Benicia Public Library	27,570	\$1,205	\$9,377		\$10,582	7.44
Butte County Library	226,466	\$9,897		\$8,987	\$18,884	9.61
Colusa County Library	22,117	\$967		\$8,987	\$9,954	8.87
Del Norte County Lib Dist.	27,401	\$1,197	\$9,377	\$8,987	\$19,561	5.63
El Dorado County Library	191,848	\$8,384	\$9,377	\$8,987	\$26,748	5.82
Folsom Public Library	79,835	\$3,489			\$3,489	10.74
Humboldt County Library	135,333	\$5,914	\$9,377	\$8,987	\$24,278	5.71
Lake County Library	65,071	\$2,844		\$8,987	\$11,831	10.48
Larkspur Public Library	12,578	\$550			\$550	10.34
Lassen Library District	15,008	\$656	\$9,377	\$8,987	\$19,020	1.04
Lincoln Public Library	48,277	\$2,110			\$2,110	15.6
Marin County Free Library	143,752	\$6,282	\$9,377		\$15,659	4.92
Mendocino County Library	89,009	\$3,890	\$9,377	\$8,987	\$22,254	5.73
Mill Valley Public Library	14,675	\$641			\$641	9.51
Modoc County Library	9,602	\$420	\$9,377	\$8,987	\$18,784	1.45
Mono County Free Library	13,616	\$595	\$9,377	\$8,987	\$18,959	4.74
Napa County Library	134,646	\$5,884			\$5,884	8.76
Nevada County Library	98,904	\$4,322	\$9,377	\$8,987	\$22,686	3.87
Orland Free Library	15,594	\$681	\$9,377	\$8,987	\$19,045	1.79
Placer County Library	208,771	\$9,124	\$9,377	\$8,987	\$27,488	5.81
Plumas County Library	22,992	\$1,005	\$9,377	\$8,987	\$19,369	3.04
Roseville Public Library	139,643	\$6,103	\$9,377		\$15,480	7.63
Sacramento Public Library	1,466,339	\$64,083			\$64,083	15.19
St. Helena Public Library	6,133	\$268			\$268	9.68
San Anselmo Public Library	12,902	\$564			\$564	12.91
San Rafael Public Library	60,046	\$2,624	\$9,377		\$12,001	5.63
Sausalito Public Library	7,416	\$324			\$324	10.2
Shasta Public Libraries	178,773	\$7,813		\$8,987	\$16,800	9.06
Siskiyou County Library	44,584	\$1,948	\$9,377	\$8,987	\$20,312	6.78
Solano County Library	413,737	\$18,081	\$9,377		\$27,458	7.35
Sonoma County Library	500,675	\$21,881			\$21,881	10.44
Sutter County Library	97,490	\$4,261	\$9,377	\$8,987	\$22,625	1.57
Tehama County Library	64,387	\$2,814	\$9,377	\$8,987	\$21,178	4.32
Trinity County Library	13,688	\$598	\$9,377	\$8,987	\$18,962	5.42
Willows Public Library	13,539	\$592	\$9,377	\$8,987	\$18,956	2.52
Woodland Public Library	60,292	\$2,635		\$8,987	\$11,622	8.8
Yolo County Library	162,289	\$7,092	\$9,377	\$8,987	\$25,456	7.13
Yuba County Library	77,916	\$3,405		\$8,987	\$12,392	7.99
	4,935,586	\$215,698	\$215,671	\$215,688	\$647,057	

Appendix E 9 Alternate options

50% split equal 50% less than 7.74	Population	50% CLSA FY21/22	50% Collection Less 7.74	Total Allocation	Collection % of Budg
	4,935,586	\$323,529	\$323,528	\$647,057	
Alpine County Library	1,162	\$8,088		\$8,088	7.93
Bel-Tiburon Public Library	11,510	\$8,088	\$14,066.434	\$22,155	6.85
Benicia Public Library	27,570	\$8,088	\$14,066.434	\$22,155	7.44
Butte County Library	226,466	\$8,088		\$8,088	9.61
Colusa County Library	22,117	\$8,088		\$8,088	8.87
Del Norte County Lib Dist.	27,401	\$8,088	\$14,066.434	\$22,155	5.63
El Dorado County Library	191,848	\$8,088	\$14,066.434	\$22,155	5.82
Folsom Public Library	79,835	\$8,088		\$8,088	10.74
Humboldt County Library	135,333	\$8,088	\$14,066.434	\$22,155	5.71
Lake County Library	65,071	\$8,088		\$8,088	10.48
Larkspur Public Library	12,578	\$8,088		\$8,088	10.34
Lassen Library District	15,008	\$8,088	\$14,066.434	\$22,155	1.04
Lincoln Public Library	48,277	\$8,088		\$8,088	15.6
Marin County Free Library	143,752	\$8,088	\$14,066.434	\$22,155	4.92
Mendocino County Library	89,009	\$8,088	\$14,066.434	\$22,155	5.73
Mill Valley Public Library	14,675	\$8,088		\$8,088	9.51
Modoc County Library	9,602	\$8,088	\$14,066.434	\$22,155	1.45
Mono County Free Library	13,616	\$8,088	\$14,066.434	\$22,155	4.74
Napa County Library	134,646	\$8,088		\$8,088	8.76
Nevada County Library	98,904	\$8,088	\$14,066.434	\$22,155	3.87
Orland Free Library	15,594	\$8,088	\$14,066.434	\$22,155	1.79
Placer County Library	208,771	\$8,088	\$14,066.434	\$22,155	5.81
Plumas County Library	22,992	\$8,088	\$14,066.434	\$22,155	3.04
Roseville Public Library	139,643	\$8,088	\$14,066.434	\$22,155	7.63
Sacramento Public Library	1,466,339	\$8,088		\$8,088	15.19
St. Helena Public Library	6,133	\$8,088		\$8,088	9.68
San Anselmo Public Library	12,902	\$8,088		\$8,088	12.91
San Rafael Public Library	60,046	\$8,088	\$14,066.434	\$22,155	5.63
Sausalito Public Library	7,416	\$8,088		\$8,088	10.2
Shasta Public Libraries	178,773	\$8,088		\$8,088	9.06
Siskiyou County Library	44,584	\$8,088	\$14,066.434	\$22,155	6.78
Solano County Library	413,737	\$8,088	\$14,066.434	\$22,155	7.35
Sonoma County Library	500,675	\$8,088		\$8,088	10.44
Sutter County Library	97,490	\$8,088	\$14,066.434	\$22,155	1.57
Tehama County Library	64,387	\$8,088	\$14,066.434	\$22,155	4.32
Trinity County Library	13,688	\$8,088	\$14,066.434	\$22,155	5.42
Willows Public Library	13,539	\$8,088	\$14,066.434	\$22,155	2.52
Woodland Public Library	60,292	\$8,088		\$8,088	8.8
Yolo County Library	162,289	\$8,088	\$14,066.434	\$22,155	7.13
Yuba County Library	77,916	\$8,088		\$8,088	7.99
	4,935,586	\$323,529	\$323,528	\$647,057	

Appendix F Updated Population Figures

Library & Academic	CSL Certified 2021-22 Population Figures
Alpine County Library	1,200
Bel-Tiburon Public Library	11,036
Benicia Public Library	26,656
Butte County Library	201,608
Colusa County Library	21,807
Del Norte County Lib Dist.	27,218
El Dorado County Library	190,465
Folsom Public Library	84,592
Humboldt County Library	135,168
Lake County Library	67,407
Larkspur Public Library	12,797
Lassen Library District	13,212
Lincoln Public Library	51,252
Marin County Free Library	139,175
Mendocino County Library	89,999
Mill Valley Public Library	13,850
Modoc County Library	8,690
Mono County Free Library	13,379
Napa County Library	130,742
Nevada County Library	101,242
Orland Free Library	15,295
Placer County Library	200,000
Plumas County Library	25,400
Roseville Public Library	151,034
Sacramento Public Library	1,492,026
St. Helena Public Library	5,437
San Anselmo Public Library	12,645
San Rafael Public Library	60,560
Sausalito Public Library	7,072
Shasta Public Libraries	180,531
Siskiyou County Library	43,830
Solano County Library	420,585
Sonoma County Library	482,404
Sutter County Library	99,145
Tehama County Library	65,052
Trinity County Library	16,023
Willows Public Library	13,455
Woodland Public Library	60,137
Yolo County Library	161,028
Yuba County Library	82,275

NorthNet Library System

SECOND ADDENDUM
Formula Options
Study of California Library Services Act (CLSA)
Cost Share Formula and Allocation of Funds

Library Solutions, November 2022

Introduction

NorthNet Library System requested a study of the California Library Services Act (CLSA) cost share formula and allocation of funds in April 2022. In September, an addendum was requested. Most recently, a summary of all options with comparisons was requested. A total of sixteen formula options were created for review by NLS Administrative Council.

The following points were used to create the formula options (Appendix A):

- Provide alternate funding models to achieve equitable resource sharing.
- Determine models to provide additional funding to geographically isolated and rural libraries.
- The ZipBook model was used to determine rural libraries.
- Include current model.
- Funds can only be used for resource sharing between three or more libraries.

This report reviews all sixteen options. An excel spreadsheet was developed to show all the total allocations of each option by each library. Individual tabs were set up to compare current model with individual options. The gain/loss was calculated to assist libraries in determining the most equitable, yet supportive formula for each member library. The gain/loss columns show the difference if you do not stay with option one.

Analysis

The challenges in creating the formula options were as follows:

- Define equity.
- Define rural libraries.
- Minimal financial impact to libraries.

Addressing the challenges:

- Equity must be determined by member libraries- the initial goal was to help rural libraries within the consortium, so they could become stronger participants.
- Member libraries need to take into consideration that the larger allocation from the State for NLS CLSA funds is based on a formula of the geographically isolated libraries.
- The list from the original ZipBooks' program was used to identify rural libraries.
- Libraries are faced with keeping the impact on their library at a minimum when determining the allocation of CLSA funds.

Summary of Options

The comparison chart for each option as compared to option 1 shows the difference for each library if they decide not stay with option 1. For example, Alpine would receive \$15,330 with Option #6D. Staying with Option #1 would be \$7,166 less for Alpine. The following points summarize/highlight the options:

- Using only the population metric, a large disparity is created and does not meet the goal of equity. (Op 2) But adding additional funding to rural libraries creates a more equitable model (Ex- Op 3 & 4)
- Paying all invoices results in minimal allocations for some libraries. (Op 5)
- Splitting the CLSA funds so all libraries receive a percentage and adding to the rural libraries has the least impact to the larger systems, but a huge increase to the rural libraries. (Ex- Op #6D)
- Using the percentage model for collection has a smaller impact on most libraries, but a significant advantage to rural libraries. (Op #8)
- And some options create a larger loss for the bigger systems. (Op #9)

Conclusion**Highlights:**

- CLSA funds allocated to NLS provides additional funding due to the geographically isolated libraries and should be a consideration when choosing a formula.
- The current model attempts equity.
- Resource sharing is required between a minimum of three libraries.
- Equity is a challenge.
- Member libraries must consider how much they are willing to reduce their CLSA allocation to support geographically isolated libraries.

Appendix A is a recap of the metrics used for each option.

Attachment- Formula Options in Excel Spreadsheet

Appendix A Summary of Formula Options

Option #1: Current model

Option #2: Population only

Option #3: 75% split by population, 25% split to rurals (\$6,740 each)

Option #4: 75% split by population, 25% split to libraries with budgets under \$2m (\$7,703 for each)

Option #5: Pay all resource sharing and invoice libraries the difference owed if they spend over the allocated funds.

Option #6A: 50% to all libraries based on population, 25% to only rurals and low service population (under 20,000 for \$23,109 each), 25% to geographically isolated (\$6,740 to each).

Option 6B: 50% to all libraries based on population, 25% to all libraries with low service population (under 20,000 for \$12,443 each), 25% to geographically isolated (\$6,740 to each).

Option 6C: 50% to all libraries based on population, 25% to only rurals and low service population (under 50,000 for \$14,706 each), 25% to geographically isolated (\$6,740 to each).

Option 6D: 50% to all libraries based on population, 25% to all libraries with low service population (under 50,000 for \$8,514 each), 25% to geographically isolated (\$6,740 to each).

Option 7A: 1/3 to all libraries bases on population, 1/3 to only rurals with populations under 20,000 (\$30,812 to each), and 1/3 to geographically isolated (\$8,987 to each).

Option 7B: 1/3 to all libraries bases on population, 1/3 to all libraries with populations under 20,000 (\$16,591 to each), and 1/3 to geographically isolated (\$8,987 to each).

Option 7C: 1/3 to all libraries bases on population, 1/3 to only rurals with populations under 50,000 (\$19,607 to each), and 1/3 to geographically isolated (\$8,987 to each).

Option 7D: 1/3 to all libraries bases on population, 1/3 to all libraries with populations under 50,000 (\$11,352 to each), and 1/3 to geographically isolated (\$8,987 to each).

Option 8A: 50%-25%-25% split using all libraries under 50,000 service population and collection % of budget 7.74 or less- 50% to all libraries based on population, 25% to low collection (\$7,033 to each), and 25% to geographically isolated (\$8,987 to each).

Option 8B: 1/3-1/3-1/3 split using all libraries under 50,000 service population and collection % of budget 7.74 or less- 1/3 to all libraries based on population, 1/3 low collection (\$9,377 to each), and 1/3 geographically isolated (\$8,987).

Option 9: 50% split equal to all libraries based on population, 50% to libraries with collection budgets of 7.74 or less (\$14,066.434).

Library	Population	Option #1	Option #2	Option #3	Option #4	Option #5	Option #6A	Option #6B	Option #6C	Option #6D	Option #7A	Option #7B	Option #7C	Option #7D	Option #8A	Option #8B	Option #9
		50%CLSA 50%Pop	100% Pop	Pop &25% Rural	Pop&Bud Less \$2M	Pay Exp Off the Top	Option 6: 50% 25% 25% Split 20K population								50/25/25& Pop 50K	1/3,1/3,1/3 &Pop 50K	50%even, 50% small coll bud
Rural	4,935,586	\$647,057	\$647,057	\$647,057	\$647,057	Exceeds CLSA	\$647,057	\$647,057	\$647,057	\$647,057	\$647,057	\$647,057	\$647,057	\$647,052	\$647,057	\$647,057	\$647,057
Alpine County Library	1,162	\$8,164	\$152	\$6,854	\$7,817	\$161	\$29,925	\$19,259	\$21,522	\$15,330	\$39,850	\$25,629	\$28,645	\$20,390	\$6,816	\$9,038	\$8,088
Bel-Tiburon Public Library	11,510	\$8,843	\$1,509	\$1,132	\$1,132	\$6,631	\$754	\$13,197	\$754	\$9,268	\$503	\$17,094	\$503	\$11,855	\$7,787	\$9,880	\$22,155
Benicia Public Library	27,570	\$9,895	\$3,614	\$2,711	\$2,711	\$40,531	\$1,807	\$1,807	\$1,807	\$10,321	\$1,205	\$1,205	\$1,205	\$12,557	\$8,840	\$10,582	\$22,155
Butte County Library	226,466	\$22,933	\$29,690	\$29,008	\$22,267	\$7,516	\$21,585	\$21,585	\$21,585	\$21,585	\$18,884	\$18,884	\$18,884	\$18,883	\$21,585	\$18,884	\$8,088
Colusa County Library	22,117	\$9,538	\$2,900	\$8,915	\$9,878	\$5,351	\$8,190	\$8,190	\$22,896	\$16,704	\$9,954	\$9,954	\$29,561	\$21,305	\$8,190	\$9,954	\$8,088
Del Norte County Library Dist.	27,401	\$9,884	\$3,592	\$9,434	\$10,397	\$644	\$8,536	\$8,536	\$23,242	\$17,050	\$10,184	\$10,184	\$29,791	\$21,536	\$15,569	\$19,561	\$22,155
El Dorado County Library	191,848	\$20,664	\$25,151	\$25,604	\$18,864	\$29,017	\$19,316	\$19,316	\$19,316	\$19,316	\$17,371	\$17,371	\$17,371	\$17,370	\$26,349	\$26,748	\$22,155
Folsom Public Library	79,835	\$13,321	\$10,466	\$7,850	\$15,553	\$15,043	\$5,233	\$5,233	\$5,233	\$5,233	\$3,489	\$3,489	\$3,489	\$3,489	\$5,233	\$3,489	\$8,088
Humboldt County Library	135,333	\$16,959	\$17,742	\$20,047	\$13,307	\$11,213	\$15,611	\$15,611	\$15,611	\$15,611	\$14,901	\$14,901	\$14,901	\$14,901	\$22,644	\$24,278	\$22,155
Lake County Library	65,071	\$12,354	\$8,531	\$13,138	\$14,101	\$50,542	\$11,006	\$11,006	\$11,006	\$11,006	\$11,831	\$11,831	\$11,831	\$11,830	\$11,006	\$11,831	\$8,088
Larkspur Public Library	12,578	\$8,913	\$1,649	\$1,237	\$8,940	\$6,711	\$824	\$13,268	\$824	\$9,338	\$550	\$17,141	\$550	\$11,902	\$825	\$550	\$8,088
Lassen Library District	15,008	\$9,072	\$1,968	\$8,216	\$9,179	\$407	\$30,833	\$20,167	\$22,430	\$16,238	\$40,455	\$26,234	\$29,250	\$20,995	\$14,757	\$19,020	\$22,155
Lincoln Public Library	48,277	\$11,253	\$6,329	\$4,747	\$12,450	\$7,443	\$3,165	\$3,165	\$3,165	\$11,679	\$2,110	\$2,110	\$2,110	\$13,462	\$3,165	\$2,110	\$8,088
Marin County Free Library	143,752	\$17,511	\$18,846	\$14,134	\$14,134	\$24,353	\$9,423	\$9,423	\$9,423	\$9,423	\$6,282	\$6,282	\$6,282	\$6,282	\$16,456	\$15,659	\$22,155
Mendocino County Library	89,009	\$13,923	\$11,669	\$15,492	\$8,752	\$74,549	\$12,575	\$12,575	\$12,575	\$12,575	\$12,877	\$12,877	\$12,877	\$12,877	\$19,608	\$22,254	\$22,155
Mill Valley Public Library	14,675	\$9,050	\$1,924	\$1,443	\$1,443	\$7,039	\$962	\$13,405	\$962	\$9,476	\$641	\$17,232	\$641	\$11,993	\$962	\$641	\$8,088
Modoc County Library	9,602	\$8,718	\$1,259	\$7,684	\$8,647	\$244	\$30,479	\$19,813	\$22,076	\$15,884	\$40,219	\$25,998	\$29,014	\$20,759	\$14,403	\$18,784	\$22,155
Mono County Free Library	13,616	\$8,981	\$1,785	\$8,079	\$9,042	\$1,301	\$30,742	\$20,076	\$22,339	\$16,147	\$40,394	\$26,173	\$29,189	\$20,934	\$14,666	\$18,959	\$22,155
Napa County Library	134,646	\$16,914	\$17,652	\$13,239	\$13,239	\$26,286	\$8,826	\$8,826	\$8,826	\$8,826	\$5,884	\$5,884	\$5,884	\$5,884	\$8,826	\$5,884	\$8,088
Nevada County Library	98,904	\$14,571	\$12,966	\$16,465	\$9,725	\$18,859	\$13,223	\$13,223	\$13,223	\$13,223	\$13,309	\$13,309	\$13,309	\$13,309	\$20,256	\$22,686	\$22,155
Orland Free Library	15,594	\$9,110	\$2,044	\$8,273	\$9,236	\$498	\$30,871	\$20,205	\$22,468	\$16,276	\$40,480	\$26,259	\$29,275	\$21,020	\$14,795	\$19,045	\$22,155
Placer County Library	208,771	\$21,773	\$27,370	\$27,268	\$20,527	\$17,113	\$20,425	\$20,425	\$20,425	\$20,425	\$18,110	\$18,110	\$18,111	\$18,110	\$27,458	\$27,488	\$22,155
Plumas County Library	22,992	\$9,595	\$3,014	\$9,001	\$9,964	\$812	\$8,247	\$8,247	\$22,953	\$16,761	\$9,992	\$9,992	\$29,599	\$21,344	\$15,280	\$19,369	\$22,155
Roseville Public Library	139,643	\$17,242	\$18,307	\$13,730	\$13,730	\$9,009	\$9,154	\$9,154	\$9,154	\$9,154	\$6,102	\$6,102	\$6,103	\$6,102	\$16,187	\$15,480	\$22,155
Sacramento Public Library	1,466,339	\$104,207	\$192,238	\$144,178	\$144,178	\$37,823	\$96,119	\$96,120	\$96,118	\$96,118	\$64,079	\$64,079	\$64,081	\$64,076	\$96,120	\$64,083	\$8,088
St. Helena Public Library	6,133	\$8,490	\$804	\$603	\$8,306	\$30,219	\$402	\$12,845	\$402	\$8,916	\$268	\$16,859	\$268	\$11,620	\$402	\$268	\$8,088
San Anselmo Public Library	12,902	\$8,934	\$1,691	\$1,269	\$8,972	\$6,779	\$846	\$13,289	\$846	\$9,360	\$564	\$17,155	\$564	\$11,916	\$846	\$564	\$8,088
San Rafael Public Library	60,046	\$12,024	\$7,872	\$5,904	\$5,904	\$13,156	\$3,936	\$3,936	\$3,936	\$3,936	\$2,624	\$2,624	\$2,624	\$2,624	\$10,969	\$12,001	\$22,155
Sausalito Public Library	7,416	\$8,574	\$972	\$729	\$8,432	\$6,033	\$486	\$12,929	\$486	\$9,000	\$324	\$16,915	\$324	\$11,676	\$486	\$324	\$8,088
Shasta Public Libraries	178,773	\$19,807	\$23,437	\$24,318	\$17,578	\$8,904	\$18,459	\$18,459	\$18,459	\$18,459	\$16,799	\$16,799	\$16,800	\$16,799	\$18,459	\$16,800	\$8,088
Siskiyou County Library	44,584	\$11,011	\$5,845	\$11,124	\$12,087	\$2,204	\$9,663	\$9,663	\$24,369	\$18,177	\$10,935	\$10,935	\$30,542	\$22,287	\$16,696	\$20,312	\$22,155
Solano County Library	413,737	\$35,209	\$54,241	\$40,681	\$40,681	\$91,941	\$27,121	\$27,121	\$27,120	\$27,120	\$18,080	\$18,080	\$18,081	\$18,080	\$34,154	\$27,458	\$22,155
Sonoma County Library	500,675	\$40,908	\$65,639	\$49,229	\$49,229	\$77,419	\$32,819	\$32,820	\$32,819	\$32,819	\$21,879	\$21,880	\$21,880	\$21,879	\$32,820	\$21,881	\$8,088
Sutter County Library	97,490	\$14,479	\$12,781	\$16,326	\$17,289	\$13,036	\$13,131	\$13,131	\$13,131	\$13,131	\$13,247	\$13,247	\$13,247	\$13,247	\$20,164	\$22,625	\$22,155
Tehama County Library	64,387	\$12,309	\$8,441	\$13,071	\$14,034	\$1,424	\$10,961	\$10,961	\$10,961	\$10,961	\$11,801	\$11,801	\$11,801	\$11,801	\$17,994	\$21,178	\$22,155
Trinity County Library	13,688	\$8,985	\$1,795	\$8,086	\$9,049	\$355	\$30,746	\$20,080	\$22,343	\$16,151	\$40,397	\$26,176	\$29,192	\$20,937	\$14,670	\$18,962	\$22,155
Willows Public Library	13,539	\$8,976	\$1,775	\$8,071	\$9,034	\$438	\$30,737	\$20,071	\$22,334	\$16,142	\$40,391	\$26,170	\$29,186	\$20,931	\$14,661	\$18,956	\$22,155
Woodland Public Library	60,292	\$12,040	\$7,904	\$12,668	\$5,928	\$19,259	\$10,692	\$10,692	\$10,692	\$10,692	\$11,622	\$11,622	\$11,622	\$11,622	\$10,692	\$11,622	\$8,088
Yolo County Library	162,289	\$18,726	\$21,276	\$22,697	\$15,957	\$16,605	\$17,378	\$17,378	\$17,378	\$17,378	\$16,079	\$16,079	\$16,079	\$16,079	\$24,411	\$25,456	\$22,155
Yuba County Library	77,916	\$13,196	\$10,215	\$14,401	\$15,364	\$512	\$11,848	\$11,848	\$11,848	\$11,848	\$12,392	\$12,392	\$12,392	\$12,392	\$11,848	\$12,392	\$8,088
	4,935,586	\$647,057	\$647,057	\$647,057	\$647,057	\$687,380	\$647,057	\$647,057	\$647,057	\$647,057	\$647,057	\$647,057	\$647,057	\$647,052	\$647,057	\$647,057	\$647,057

OPTION 10: AD HOC COMMITTEE FORMULA: GEOGRAPHIC VASTNESS**Exhibit C**

Library	Population	50% POP	25% Rural	25% Vast	CSLA ALLOCATION	CURRENT
	4,935,586				\$647,057	
Alpine County Library	1,162	\$ 76	\$ 6,740		\$ 6,816	\$ 8,164
Bel-Tiburon Public Library	11,510	\$ 754			\$ 754	\$ 8,843
Benicia Public Library	27,570	\$ 1,807			\$ 1,807	\$ 9,895
Butte County Library	226,466	\$ 14,845	\$ 6,740		\$ 21,585	\$ 22,933
Colusa County Library	22,117	\$ 1,450	\$ 6,740		\$ 8,190	\$ 9,538
Del Norte County Library Dist.	27,401	\$ 1,796	\$ 6,740		\$ 8,536	\$ 9,884
El Dorado County Library	191,848	\$ 12,576	\$ 6,740		\$ 19,316	\$ 20,664
Folsom Public Library	79,835	\$ 5,233			\$ 5,233	\$ 13,321
Humboldt County Library	135,333	\$ 8,871	\$ 6,740	\$ 16,176	\$ 31,787	\$ 16,959
Lake County Library	65,071	\$ 4,265	\$ 6,740		\$ 11,005	\$ 12,354
Larkspur Public Library	12,578	\$ 824			\$ 824	\$ 8,913
Lassen Library District	15,008	\$ 984	\$ 6,740	\$ 16,176	\$ 23,900	\$ 9,072
Lincoln Public Library	48,277	\$ 3,165			\$ 3,165	\$ 11,253
Marin County Free Library	143,752	\$ 9,423			\$ 9,423	\$ 17,511
Mendocino County Library	89,009	\$ 5,835	\$ 6,740	\$ 16,176	\$ 28,751	\$ 13,923
Mill Valley Public Library	14,675	\$ 962			\$ 962	\$ 9,050
Modoc County Library	9,602	\$ 629	\$ 6,740	\$ 16,176	\$ 23,545	\$ 8,718
Mono County Free Library	13,616	\$ 893	\$ 6,740	\$ 16,176	\$ 23,809	\$ 8,981
Napa County Library	134,646	\$ 8,826			\$ 8,826	\$ 16,914
Nevada County Library	98,904	\$ 6,483	\$ 6,740		\$ 13,223	\$ 14,571
Orland Free Library	15,594	\$ 1,022	\$ 6,740		\$ 7,762	\$ 9,110
Placer County Library	208,771	\$ 13,685	\$ 6,740		\$ 20,425	\$ 21,773
Plumas County Library	22,992	\$ 1,507	\$ 6,740	\$ 16,176	\$ 24,423	\$ 9,595
Roseville Public Library	139,643	\$ 9,154			\$ 9,154	\$ 17,242
Sacramento Public Library	1,466,339	\$ 96,119			\$ 96,119	\$ 104,207
St. Helena Public Library	6,133	\$ 402			\$ 402	\$ 8,490
San Anselmo Public Library	12,902	\$ 846			\$ 846	\$ 8,934
San Rafael Public Library	60,046	\$ 3,936			\$ 3,936	\$ 12,024
Sausalito Public Library	7,416	\$ 486			\$ 486	\$ 8,574
Shasta Public Libraries	178,773	\$ 11,719	\$ 6,740	\$ 16,176	\$ 34,635	\$ 19,807
Siskiyou County Library	44,584	\$ 2,922	\$ 6,740	\$ 16,176	\$ 25,838	\$ 11,011
Solano County Library	413,737	\$ 27,121			\$ 27,121	\$ 35,209
Sonoma County Library	500,675	\$ 32,819			\$ 32,819	\$ 40,908
Sutter County Library	97,490	\$ 6,390	\$ 6,740		\$ 13,130	\$ 14,479
Tehama County Library	64,387	\$ 4,221	\$ 6,740	\$ 16,176	\$ 27,137	\$ 12,309
Trinity County Library	13,688	\$ 897	\$ 6,740	\$ 16,176	\$ 23,813	\$ 8,985
Willows Public Library	13,539	\$ 887	\$ 6,740		\$ 7,627	\$ 8,976
Woodland Public Library	60,292	\$ 3,952	\$ 6,740		\$ 10,692	\$ 12,010
Yolo County Library	162,289	\$ 10,638	\$ 6,740		\$ 17,378	\$ 18,726
Yuba County Library	77,916	\$ 5,107	\$ 6,740		\$ 11,847	\$ 13,196
	4,935,586	\$323,527	\$ 161,760	\$ 161,760	\$647,047	\$647,026

OPTION 11: AD HOC COMMITTEE FORMULA: INCREASE TO ALL RURAL LIBRARIES**Exhibit D**

Library	Population	50% POP	25% ALL	25% RURAL	CSLA ALLOCATION	CURRENT
	4,935,586				\$647,057	
Alpine County Library	1,162	\$ 76	\$ 4,044	\$ 6,740	\$ 10,860	\$ 8,164
Bel-Tiburon Public Library	11,510	\$ 754	\$ 4,044		\$ 4,798	\$ 8,843
Benicia Public Library	27,570	\$ 1,807	\$ 4,044		\$ 5,851	\$ 9,895
Butte County Library	226,466	\$ 14,845	\$ 4,044	\$ 6,740	\$ 25,629	\$ 22,933
Colusa County Library	22,117	\$ 1,450	\$ 4,044	\$ 6,740	\$ 12,234	\$ 9,538
Del Norte County Library Dist.	27,401	\$ 1,796	\$ 4,044	\$ 6,740	\$ 12,580	\$ 9,884
El Dorado County Library	191,848	\$ 12,576	\$ 4,044	\$ 6,740	\$ 23,360	\$ 20,664
Folsom Public Library	79,835	\$ 5,233	\$ 4,044		\$ 9,277	\$ 13,321
Humboldt County Library	135,333	\$ 8,871	\$ 4,044	\$ 6,740	\$ 19,655	\$ 16,959
Lake County Library	65,071	\$ 4,265	\$ 4,044	\$ 6,740	\$ 15,049	\$ 12,354
Larkspur Public Library	12,578	\$ 824	\$ 4,044		\$ 4,868	\$ 8,913
Lassen Library District	15,008	\$ 984	\$ 4,044	\$ 6,740	\$ 11,768	\$ 9,072
Lincoln Public Library	48,277	\$ 3,165	\$ 4,044		\$ 7,209	\$ 11,253
Marin County Free Library	143,752	\$ 9,423	\$ 4,044		\$ 13,467	\$ 17,511
Mendocino County Library	89,009	\$ 5,835	\$ 4,044	\$ 6,740	\$ 16,619	\$ 13,923
Mill Valley Public Library	14,675	\$ 962	\$ 4,044		\$ 5,006	\$ 9,050
Modoc County Library	9,602	\$ 629	\$ 4,044	\$ 6,740	\$ 11,413	\$ 8,718
Mono County Free Library	13,616	\$ 893	\$ 4,044	\$ 6,740	\$ 11,677	\$ 8,981
Napa County Library	134,646	\$ 8,826	\$ 4,044		\$ 12,870	\$ 16,914
Nevada County Library	98,904	\$ 6,483	\$ 4,044	\$ 6,740	\$ 17,267	\$ 14,571
Orland Free Library	15,594	\$ 1,022	\$ 4,044	\$ 6,740	\$ 11,806	\$ 9,110
Placer County Library	208,771	\$ 13,685	\$ 4,044	\$ 6,740	\$ 24,469	\$ 21,773
Plumas County Library	22,992	\$ 1,507	\$ 4,044	\$ 6,740	\$ 12,291	\$ 9,595
Roseville Public Library	139,643	\$ 9,154	\$ 4,044		\$ 13,198	\$ 17,242
Sacramento Public Library	1,466,339	\$ 96,119	\$ 4,044		\$ 100,163	\$ 104,207
St. Helena Public Library	6,133	\$ 402	\$ 4,044		\$ 4,446	\$ 8,490
San Anselmo Public Library	12,902	\$ 846	\$ 4,044		\$ 4,890	\$ 8,934
San Rafael Public Library	60,046	\$ 3,936	\$ 4,044		\$ 7,980	\$ 12,024
Sausalito Public Library	7,416	\$ 486	\$ 4,044		\$ 4,530	\$ 8,574
Shasta Public Libraries	178,773	\$ 11,719	\$ 4,044	\$ 6,740	\$ 22,503	\$ 19,807
Siskiyou County Library	44,584	\$ 2,922	\$ 4,044	\$ 6,740	\$ 13,706	\$ 11,011
Solano County Library	413,737	\$ 27,121	\$ 4,044		\$ 31,165	\$ 35,209
Sonoma County Library	500,675	\$ 32,819	\$ 4,044		\$ 36,863	\$ 40,908
Sutter County Library	97,490	\$ 6,390	\$ 4,044	\$ 6,740	\$ 17,174	\$ 14,479
Tehama County Library	64,387	\$ 4,221	\$ 4,044	\$ 6,740	\$ 15,005	\$ 12,309
Trinity County Library	13,688	\$ 897	\$ 4,044	\$ 6,740	\$ 11,681	\$ 8,985
Willows Public Library	13,539	\$ 887	\$ 4,044	\$ 6,740	\$ 11,671	\$ 8,976
Woodland Public Library	60,292	\$ 3,952	\$ 4,044	\$ 6,740	\$ 14,736	\$ 12,010
Yolo County Library	162,289	\$ 10,638	\$ 4,044	\$ 6,740	\$ 21,422	\$ 18,726
Yuba County Library	77,916	\$ 5,107	\$ 4,044	\$ 6,740	\$ 15,891	\$ 13,196
	4,935,586	\$323,527	\$ 161,760	\$ 161,760	\$647,047	\$647,026



32 West 25th Avenue, Suite 201, San Mateo, CA 94403-2265
 (650) 349-5538 Fax: (650) 349-5089

www.northnetlibs.org

To: NLS Executive Committee
From: Jacquie Brinkley, NLS System Coordinator
Subject: Appointment of New Vice Chair and New Executive Committee Member
Date: January 26, 2023

Background

Upon the resignation of NLS Chair, Mark Fink, on August 25, 2022, Vice Chair Anthony Halstead assumed the NLS Chair position per the Bylaws.

At the October NLS Executive Committee meeting, the Committee nominated and approved Christopher Cooper as the new Vice Chair, and recommended that the NLS Administrative Council appoint Cooper as Vice Chair.

Since that meeting, Natasha Martin has agreed to join the NLS Executive Committee as a Committee member, for a term which will expire June 30, 2023. With Martin's appointment, the Executive Committee will be comprised of the following members from each region:

MVLS – 3 members
 NBCLS – 4 members
 NSCLS – 2 members

Recommendation

It is recommended that the NLS Administrative Council appoint Christopher Cooper as the NLS Vice Chair and Natasha Martin as an NLS Executive Committee member.



32 West 25th Avenue, Suite 201, San Mateo, CA 94403-2265
(650) 349-5538 Fax: (650) 349-5089

www.northnetlibs.org

To: NLS Administrative Council
From: Lindsay Fuchs, Library-To-Go Committee Co-Chairs Christopher Platt and Renée Forte
Subject: Consideration of Kanopy and Filmocracy as Shared Resources
Date: January 26, 2023

Background:

Over the last three years, NLS member libraries have been surveyed to identify interest in shared resources. The most recent study on California Library Services Act (CLSA) cost share formula and allocation of funds included the following findings for priorities of interest:

- Video streaming (44%)
- E-newspaper (27%)
- E-comics (22%)
- Cloud e-books (3%)
- Miscellaneous suggestions included online auto repair manuals, Consumer Reports, SimplyE, and a subscription to a community analysis tool (such as Gale Engage).

At the June 2022 NLS Administrative Council meeting, there was further discussion about Kanopy as a shared NLS resource, and if CLSA funds can be used for a subscription. Lindsay Fuchs, Renee Forte, Christopher Platt and Carol Frost have done research on behalf of NLS regarding shared video streaming services. The purpose of this memo is to discuss these topics.

Discussion:

Kanopy

Kanopy offers documentaries, independent films, foreign films, and has a growing children's section.

In its current state, Kanopy's model is one library/one use, which does not meet the CLSA requirements of a resource being shared among three or more libraries. The exception is for the shared Kanopy resource by Marin County Free Library, Larkspur Library, and San Rafael Public Library, through a shared ILS.

NLS has held several discussions with Kanopy to revise their model to meet the CLSA requirements. They have committed to explore the technical issues to develop a model.

Sixteen NLS libraries expressed interest in Kanopy as a potential use for CLSA funds, seven of which already or were about to add Kanopy as a service for their individual library system. Each library has its own monthly cap and range from 1,200 to 105,650 active cardholders. (Active

cardholders are Kanopy's definition of "active cardholder," which is that the patron has had some action on their account in the last year.)

Kanopy has developed a discounted rate for NLS library systems who want to or already have Kanopy as a service. Kanopy currently offers three payment options:

- 1) Kanopy pay per view. The library sets a monthly cap of how many credits are used per patron and/or a monthly budget, so the monthly total cannot exceed a specified amount. There is no platform or other associated cost.
- 2) Kanopy PLUS, which is a yearly subscription service with four themed collections of 250-300 films.
- 3) Capped Program: Capped programs offer libraries a fixed cost for a year's worth of Kanopy usage. Cost is dependent on the number of active cardholders and population statistics for the library, and it is determined by Kanopy's Finance team. Capped program costs vary year to year based on overall usage of the program by patrons during the previous contract year.

Per Kanopy's discounted rate, if together new libraries signing up meet a specific commitment level (the amount of funds that a library wishes to dedicate to usage of Kanopy in one year, under the pay per view or PLUS payment options), NLS libraries (new and existing) will receive a discount. As more libraries join and the next threshold is met, the discounts increase for all the NLS libraries. Discount levels are available in perpetuity. As soon as the first threshold is reached, the applicable discounts for new and existing Kanopy libraries can start.

- 5% off all PPUs for \$20,000 in new account commitments
- 10% off all PPUs for \$40,000 in new account commitments
- 15% off all PPUs for \$70,000 in new account commitments

Per **Exhibit A**, Kanopy offered estimated pricing for capped programs for NLS libraries. This is subject to change depending on negotiations with the Kanopy account executive. Each library would contract with Kanopy, rather than an NLS shared contract. Individual libraries should notify Kanopy that they belong to NLS to participate in the discount program. To date, only one new library has completed the paperwork to join the discount program.

Filmocracy

Filmocracy is a video streaming film and festival hosting platform which hosts about 3,500 permanent films and 6,000 rotating films, depending on which festivals are currently being streamed. Films also include original programming, panels, director Q&A's, and live networking opportunities. These films are often in the film festival stage, which means before they reach the distributor stage and therefore it is the first chance to see most of these films. (Films are usually removed from the platform after the festival is over; unlike in-person festivals, Filmocracy works to expand the length of the festival to last longer, usually a month. The

vendor also offers distribution to filmmakers after the festival is done, and videos like Q&As and panels are often permanently added to the platform.) Filmocracy provides foreign and domestic films before they become available to a wider audience through studios, personal streaming services like Netflix, and theater showings, letting library patrons have first access to films that would otherwise be unavailable and may never be shown outside of the film festival circuit.

Filmocracy also offers the ability to create private screenings, branded virtual spaces, and are open to new ideas to create community engagement.

Filmocracy offers two payment plans:

- Pay per view model.
- Flat model: Filmocracy has an annual cost based on the library's active patron cardholder count, with Filmocracy's definition of "active cardholder" that the patron's account has been used at least once in the last eighteen (18) months.

(Filmocracy does not have an additional cost for the platform itself or other associated costs.)

Active Cardholders	Customer Price (per patron)	Minimum cost (per year)
<1,000	N/A	\$500
1,001+	\$0.55	\$550
2,500+	\$0.45	\$1,125
5,000+	\$0.35	\$1,750
10,000+	\$0.30	\$3,000
25,000+	\$0.275	\$6,875
50,000+	\$0.25	\$12,500
100,000+	\$0.225	\$22,500
250,000+	\$0.20	\$50,000
500,000+	\$0.175	\$87,500

Filmocracy has indicated they can create a sub-domain for NLS to create a centralized collection which is eligible to use CLSA funding. They may either create a centralized single page and single URL where the patron will choose their library from a drop-down menu, and then enter their library card; or libraries could have their own individualized URLs to the shared collection. Each library will be able to set up its own authentication process, though they prefer and are ready for SIP2 as the authentication process.

If all sixteen libraries who expressed interest in Kanopy joined Filmocracy, this would represent close to a total of 228,573 active patrons for \$51,428.92/year. (The patron count of 228,573 is based on Kanopy's active cardholder definition of 12 months, not Filmocracy's 18 months, and

therefore will likely be at least several hundred cardholders higher. If we assume an additional 5% of active cardholders for the additional six months for a total of 240,002 cardholders, at tier \$0.225 it would cost \$54,000.45/year for the sixteen libraries.)

Considerations:

NorthNet has limited funds to spend. While Kanopy and Filmocracy offer different content to patrons and are not quite comparable, both are video streaming services. Kanopy is now integrated into OverDrive, where both NorthNet and CLSA funding is already directed to, and the OverDrive Reciprocal Lending Agreement requires a committed annual level of funding. NLS members should decide if they prefer funds be spread across vendors to offer more options to patrons or be concentrated among one or two trusted vendors.

Filmocracy is highly interested in breaking into the library market, making them receptive to library requirements and wants. The State Library has confirmed their model would be eligible for CLSA funds. They are an unlimited *not* capped program, which provides patrons with higher usage ability without affecting current or future pricing. However, as a new vendor entering their first year with libraries as consumers, there may be some unexpected bugs to work out, and they were slow to start the integration for at least one local library.

Recommendation:

NLS individual libraries currently using or wanting to join Kanopy may proceed with the discount program now. NLS will continue to monitor Kanopy and OverDrive so once their technical abilities match the CLSA requirements for a shared collection, NLS can further discuss the potential about using CLSA funds and how individualized caps, parameters, and so on can work as a group product.

It is recommended that the NLS Administrative Council consider approving the actions listed below:

- 1) Fuchs schedules two planned demonstrations of Filmocracy during February 2023 and issue invitations to NLS libraries.
- 2) Fuchs surveys NLS public libraries to gauge interest in Filmocracy.
- 3) Should 7 of the 41 libraries agree that there is interest in joining a shared collection, NLS Administrator would negotiate a shared contract for those libraries.
- 4) If there is a shared contract, Filmocracy would be added to the FY 2023-24 CLSA Claim Form.

(Any contract with a shared subscription is subject to the 5% administrative fee approved by the Council.)

Actual Commitment	Capped/PP U/Starter	Library	Customer (Y/N)	Existing Customer LTM Spend	Estimate*	Capped*
\$0	Starter	Alpine County Library			\$1,200	\$1,500
		Belvedere-Tiburon Public Library	Yes	\$7,903	\$9,000	\$10,000
\$3,000	Capped	Benicia Public Library	Paperwork In		\$1,500	\$2,000
		Butte County Library			\$2,000	\$2,500
		Colusa County Library			\$1,500	\$2,000
		Del Norte County Library District			\$1,500	\$2,000
		El Dorado County Library			\$14,000	\$16,000
		Folsom Public Library			\$6,000	\$7,500
		Humboldt County Library			\$15,000	\$17,500
		Lake County Library	Yes	\$3,545	\$5,000	\$6,000
		Larkspur Library	Yes	Not counted for discount program		
		Lassen Library District			\$2,000	\$2,500
		Lincoln Public Library	Yes	\$6,526	\$6,863	\$8,000
		Marin County Free Library	Yes	Not counted for discount program		
		Mendocino County Library	Yes	\$12,634	\$14,000	\$16,000
		Mill Valley Public Library	Yes	\$9,687	\$10,500	\$12,000
		Modoc County Library			\$2,000	\$2,500
		Mono County Library			\$1,200	\$1,500
		Napa County Library	Yes	\$23,202	\$25,632	\$27,000
		Nevada County Library	Yes	\$17,505	\$18,753	\$20,000
		Orland Free Library			\$1,200	\$1,500
\$6,000	PPU	Placer County Library	Verbal agrmnt		\$4,000	\$5,000
		Plumas County Library	Yes	\$936	\$1,031	\$1,500
		Roseville Public Library	Yes	\$17,054	\$17,737	\$20,000
		Sacramento Public Library	Yes	Not counted for discount program		
		San Anselmo Public Library	Yes	\$7,874	\$9,000	\$10,000
		San Rafael Public Library	Yes	Not counted for discount program		
		Sausalito Public Library	Yes	\$8,645	\$9,500	\$11,000
		Shasta Public Libraries			\$8,500	\$10,000
		Siskiyou County Library			\$1,500	\$2,000
		Solano County Library	Yes	\$22,685	\$25,000	\$28,000
		Sonoma County Library	Yes	Not counted for discount program		
		St. Helena Public Library	Yes	\$6,235	\$6,540	\$7,500
		Sutter County Library			\$7,500	\$8,500
		Tehama County Library	Yes	\$1,156	\$1,303	\$1,750
		Trinity County Library			\$2,000	\$2,500
		Willows Public Library			\$1,200	\$1,500
		Woodland Public Library			\$7,000	\$8,500
		Yolo County Library			\$9,000	\$10,000
		Yuba County Library			\$7,000	\$8,500

\$3,000 Total new libraries

\$17,000 Total needed to meet first threshold

	New Commitments
5%	\$ 20,000
10%	\$ 40,000
15%	\$ 70,000



32 West 25th Avenue, Suite 201, San Mateo, CA 94403-2265
(650) 349-5538 Fax: (650) 349-5089

www.northnetlibs.org

To: NLS Administrative Council
From: Anthony Halstead
Subject: Development of Task Force to Revise the Format of the NLS CLSA Claim Form
Date: January 26, 2023

Background

In the report of the NLS "Study of CLSA Cost Share Formula and Allocation of Funds," it was reported that some NLS members felt the CLSA claim form was 'confusing.' The report does not provide any further specifics regarding this comment. In the Recommendations section of the report, it notes "Consider a task force to develop an updated claim form."

Updated Menu of Items on the CLSA Claim Form

Attached to this memo is the FY 2022-23 NLS CLSA claim form for public libraries. The claim form was updated at the August 2022 NLS Executive Committee based on the data below of members' claim forms. In parentheses are the number of libraries which claimed the item in FY 2021-22.

1. NLS Library-to-Go Shared OverDrive Collection (27 libraries)
2. NLS Shared OverDrive eMagazine Collection (24 libraries)
3. NLS Shared Delivery (for MVLS and NBCLS) (16 libraries)
4. Additional funds towards NLS Library-to-Go Shared OverDrive Collection (17 libraries)
5. Additional funds towards NLS Library-to-Go Shared eMagazine Collection (5 libraries)
6. Link+ Software Subscription Fee (7 libraries)
7. Additional Delivery costs (*Link+ Courier or NSCLS Postage for Delivery*) (2 libraries)
8. Other Shared eResources (*enki; Bibliotheca Cloud Library consortia product, Northern California Digital Library or other eResources shared between three or more libraries*). (7 libraries)
9. To purchase software which supports curbside pick-up, for either your primary or one of your primary methods of delivery of material to patrons. (0 libraries)
10. For three or more libraries to jointly purchase remote reference software, such as ZenDesk. (0 libraries)
11. Broadband hardware costs. (1 libraries)
12. CENIC telecommunication costs, costs for covering warranties in data center (5 libraries)

The form was reformatted, and, based on the statistics above, the following modifications were made to the claim form:

Remove:

- ✓ *Additional funds towards NLS Library-to-Go Shared eMagazine Collection* (per Michael Perry, there is a fixed amount, and this is not needed. Funds allocated to this item have been redirected to OverDrive)
- ✓ *To purchase software which supports curbside pick-up, for either your primary or one of your primary methods of delivery of material to patrons* (added for pandemic - has not been claimed)
- ✓ *For three or more libraries to jointly purchase remote reference software, such as ZenDesk* (added for pandemic - has not been claimed)

Add:

- ✓ *eBooks-for-All Palace project (if purchasing titles to be shared with other libraries)*

Recommendation

Based on the CLSA Study recommendations, a task force should be formed to revise the format of the NLS CLSA Claim Form. The task force would convene, and will present a draft recommendation to the NLS Executive Committee at their April or May 2023 meeting, and the final revised form would be presented to the NLS Administrative Council at the June meeting, for adoption for the FY 203-24 year.

The task force will focus on the format of the form. Allowable items for the form are brought to the NLS Executive Committee to ensure compliance with the CLSA rules. Should the task force have recommendations for allowable items, that can be brought forth along with other recommendations.

FY 2022-23 CLAIM FORM FOR CALIFORNIA LIBRARY SERVICES ACT (CLSA) FUNDS

Library: _____

Accompanying this Claim Form is the approved CLSA funding distribution spreadsheet for NLS member libraries. Your allocation is listed, as well as your portion for the shared NLS eMagazine, OverDrive, and delivery costs. If your library has a balance of CLSA funds remaining after shared costs are deducted, please indicate which shared resource you would like to apply the remainder of funds. If costs exceed CLSA allocation, your library will be invoiced for any amount due.

The spreadsheet included with this form shows:

- Your library's FY 2022-23 allocation of CLSA funds
- Your library's delivery costs, if participating, of a delivery contract managed by NLS
- Your library's cost, if participating, in the Library-to-Go OverDrive eBook/eAudiobook shared collection
- Your library's cost, if participating, of the OverDrive eMagazine shared collection
- Your library's cost, if participating, of the Link+ Services contract managed by NLS

DIRECTIONS FOR COMPLETING THIS FORM

✓ If you are participating in the shared NLS delivery, OverDrive eBook/eAudio, or shared OverDrive eMagazine collection, please complete **Section 1**. If your library has a balance of CLSA funds remaining after shared costs are deducted, please indicate which shared resource you would like to apply the remainder of funds by completing **Section 2 and/or Section 3**. **If costs exceed CLSA allocation, your library will be invoiced for any amount due.**

✓ If you are participating in the shared NLS delivery, OverDrive eBook/eAudio, or shared OverDrive eMagazine collection, please complete **Section 3**.

Per the accompanying spreadsheet, my CLSA allocation is \$_____. These funds will be used for my FY 2022-23 allocation of services as indicated on the spreadsheet.

SECTION 1: Participating Libraries' Approved Allocations in NLS Shared Services:

\$_____ Annual fee for OverDrive eBook/eAudiobook shared collection

\$_____ Annual fee for OverDrive eMagazine consortium subscriptions

\$_____ Delivery *(Please note that if the library participates in an NLS-managed delivery contract, I understand that the library's share of the delivery contract will be paid by NLS from these funds.)*

Remaining Available Allocation: \$_____

SECTION 2: Participating Libraries May Redirect Additional Allocations to NLS Shared Services:

My library has remaining CLSA funds, and I am choosing to distribute them as follows:

\$_____ Additional OverDrive eBook/eAudiobook contribution for consortium materials

(Please see other side for more options and for signature)

Library: _____

SECTION 3: Allocation will be used for my Library Local Resources:

\$ _____ Link+ Software Subscription Fee (for Link+ Courier costs, please use line below)

\$ _____ Additional Delivery costs (**Circle Choice:** Link+ Courier, NSCLS Postage for Delivery, Other Shared Courier)

\$ _____ Other Shared eResources (enki, Bibliotheca Cloud Library consortia product, Northern California Digital Library, Palace eBooks-for-All, OverDrive Advantage titles (if part of Library-to-Go and titles will be shared immediately) or other eResources shared between three or more libraries). If you have chosen Other Shared eResources, please indicate the estimated number of titles to be purchased, and the estimated circulation of those purchased titles for FY 2022-23.

This statistical information below is needed for accountability reporting to the California State Library.

Please fill-in required fields.

_____ # of Titles _____ Circulation _____ Name of eResource

\$ _____ Broadband hardware costs (this should not be claimed multiple years in a row)

\$ _____ CENIC telecommunication costs, costs for covering warranties in data center (only by rural libraries)

Please ensure that the full amount of your approved allocation has been designated. **Only options included on this form are allowable.**

If remaining funds are due to your library for communications and delivery and eResources costs that are not included in NLS managed shared services contracts, a check will only be issued to your library upon receipt of the completed and signed claim form.

Certification

I hereby certify that the library named above shall use these funds for CLSA approved purposes that facilitate resourcing sharing among the NLS Members in FY 2022-23.

Signature: _____ Title: _____

Name: _____ Date: _____
Print Name

.....
For Staff use:

Approved By: Carol Frost

Signature: _____ Date: _____

.....
The completed and signed CLSA Claim form can be submitted as a PDF attachment (must be legible**) via email to: NLSClaims@plpinfo.org or by mail with an original signed signature by **February 28, 2023** to:**

**NorthNet Library System
Attn: Accounting Dept
32 W. 25th Avenue, Suite 201
San Mateo CA 94403**



32 West 25th Avenue, Suite 201, San Mateo, CA 94403-2265
(650) 349-5538 Fax: (650) 349-5089

www.northnetlibs.org

To: NLS Administrative Council
From: Jacquie Brinkley, NLS System Coordinator
Subject: Review of Use on List-serv for NLS Assistant and Deputy Directors
Date: January 26, 2023

Background

NLS received a request in early 2022 from Ann Hammond, the Director of the Sonoma County Library, regarding establishing an NLS list-serv for Assistant and Deputy Directors. The request was brought to the NLS Administrative Council for their consideration at the June 2022 Annual Meeting.

From Draft Minutes of NLS Administrative Council Meeting of June 15, 2022:

D. Consideration of Establishing NLS List-Serv for Assistant/Deputy Directors

Olawski presented the memo and reported that the Executive Committee discussed the merits of creating a new and separate listserv from the Directors listserv. Hammond stated that she had proposed the new listserv to create a space that would groom and prepare Deputy Directors for a larger role in their organization in the future. The space would be intended to allow for networking, sharing of ideas, and a community of learning. The space would be intended for information sharing only. Discussion ensued regarding Director participation on this new listserv. Brooks mentioned that they do not have a Deputy and so would not have representation on this listserv.

Motion to create a new listserv for Assistant and Deputy Directors.

Hammond moved; Fink seconded. Vote taken by roll call. Alpine County and El Dorado County abstained. Motion passed.

Activity and Recommendation

To date, no activity other than postings from NLS staff has taken place on this listserv. NLS pays \$90 annually to maintain each listserv it hosts.

It is recommended that with no activity on this listserv, NLS Administrative Council either promotes the use of it with staff, or else makes a motion to discontinue the list-serv if there is no increase in use by June 30, 2023.

California State Library, Library Development Services
Cooperative Library System Liaison Report
January 11, 2023

Open Opportunities	2
Parks Pass Grant – Due January 30, 2023.....	2
California Library Literacy Services – Due January 31, 2023.....	2
2023 Lunch at the Library – Due February 13, 2023.....	2
California Library Connect – Rolling Due Date	3
Upcoming Opportunities	3
Building Forward Infrastructure Funding for California Libraries.....	3
Current Projects and Services	3
California Library Literacy Services Training - Ongoing.....	4
California Libraries Learn (CALL) - Ongoing.....	4
CopyCat Grants - Ongoing	4
Digital Navigators / Connected California - Ongoing.....	4
eBooks for All CA - Ongoing	4
Get Connected! California/Affordable Connectivity Program - Ongoing	5
Parks Pass – Ongoing	5
Public Library Staff Education Program - Ongoing	6
Tutoring Project – Ongoing	6
Zip Books Program - Ongoing.....	6
Networking and Training.....	6
CAreer Pathways Webinars for 2023	6
Directors Networking Conversations 2023	7

Open Opportunities

Visit the [grants page](#) of the California State Library website for a listing and timetable of new and upcoming funding opportunities and statewide resources available.

[Parks Pass Grant – Due January 30, 2023](#)

The Parks Pass grant program is now accepting applications for projects of up to \$75,000. Any public library circulating a parks pass is eligible to apply, including current grantees. All grant-funded programs should include outreach activities that focus on underserved communities that face barriers to park access. Further details on the project, [including how to apply, can be found on our website](#). State of CA funded.

For Parks Pass questions, please email parkspass@library.ca.gov or visit the [toolkit page](#).

[California Library Literacy Services – Due January 31, 2023](#)

CLLS mid-year report and pre-application for 2023/2024 should open in early January 2023 and will be due on January 31. The brief mid-year report checks on spending progress and the pre-application asks that library state their intentions for applying for 2023-2024 funds. In addition, the final round of ESL applications for new participants will open in early 2023 for funding that starts July 1, 2023. Returning ESL programs will fill out a continuing application in February/March 2023. The due dates for new and returning ESL applications will be March 15, 2023. State of CA funded.

For CLLS and Literacy Initiatives questions, please contact us at clls@library.ca.gov.

[2023 Lunch at the Library – Due February 13, 2023](#)

The 2023 funding opportunity for [Lunch at the Library](#) is now open! This state-funded program is for all California public libraries that support summer meal service for children and youth. Libraries can take part by serving meals at the library or taking pop-up libraries to local community meal sites, or both! Additional Lunch at the Library project opportunities to support Farm to Summer activities, to help libraries create a local summer meal network or coalition, and/or to implement innovative and larger-scale efforts to connect more children, teens, and families to summer meals are also available. For more information about the project, including information sessions offered and how to apply, please visit [our website](#). State of CA funded.

For Lunch at the Library questions, please contact us at lunch@library.ca.gov.

California Library Connect – Rolling Due Date

The [California Library Connect Program](#) is now accepting applications. Libraries may apply for grants to cover eligible IT/network infrastructure equipment and expenses, as well as the first-year costs of upgrading or installing a new high speed Internet circuit. This program also supports California public libraries by connecting them to high-speed internet through the California Research and Education Network (CalREN) — a high-capacity public-sector broadband network. We have also launched the California Collaborative Connectivity Grant, a separate grant opportunity that provides gap funding for libraries and partner anchor institutions to construct broadband circuits to connect underserved communities. State of CA funded.

The CLC team hosted a webinar on January 11th at 11:30 AM for libraries interested in learning more about collaborating with local anchor institutions to leverage funding available via the California Collaborative Connectivity Grant. If you are able to attend, please register [here](#). A recording of the webinar will be posted to the CLC [website](#).

For California Library Connect questions, please contact us at admin@californialibraryconnect.com, the California Library Connect Grants Coordinator email grants@californialibraryconnect.com or through our help line at 213-297-0109 (Monday-Friday, 7:00AM-3:00PM PST).

Upcoming Opportunities

Building Forward Infrastructure Funding for California Libraries

We are currently preparing Round Two of the Building Forward Infrastructure Program. This opportunity will open in the first quarter of 2023. With new funding provided by the legislature, the State Library has approximately \$174 million dollars left to award.

For Building Forward questions, please email buildingforward@library.ca.gov.

Current Projects and Services

California Library Literacy Services Training - Ongoing

CLLS networking calls and trainings through the Literacy Initiatives grant continue on a regular basis. Upcoming training sessions will help libraries prepare for AmeriCorps, new ESL services and more. Please visit the new CLLS training and meeting [calendar](#)! LSTA funded.

California Libraries Learn (CALL) - Ongoing

CALL Homegrown features learning opportunities suggested and designed by California library staff. If you have an idea for a great program, fill out the [CALL for Presentations](#)! Plan your team's professional development by visiting www.callacademy.org and check the frequently updated [calendar](#) to explore the options. Free courses, weekly webinars, and cohort-based learning continue throughout the year. CALL has its own newsletter, *CALL Letters*, and users can [subscribe](#) directly for up-to-date information on staff professional development needs. Encourage your staff members to [create a login](#) to access the many online, self-paced learning opportunities available through [CALL Academy](#). LSTA funded.

CopyCat Grants - Ongoing

The 2022/23 [CopyCat Grants](#) call for application has closed. Thirty-two library jurisdictions have been selected to receive funding! Applicants have been issued award letters. For Grant Guide information, please visit [Manage Your Current Grant - California State Library](#). Grantees' first point of contact is their project advisor. LSTA funded.

The first report for the 22-23 CopyCat Grants is **due on January 15, 2023**. The only report due this time is the Quarterly Financial Report. You will not need to submit the Narrative Mid-year report until April 15, 2023, along with the second quarterly financial report at that time. For CopyCat questions, email lstagrants@library.ca.gov.

Digital Navigators / Connected California - Ongoing

Digital Navigators help Californians find low-cost internet and devices, learn digital skills, and use online resources to improve their lives. The service is available in English and Spanish, free to libraries and Californians. Learn more about the [Digital Navigators program](#). LSTA funded.

For Digital Navigators questions, email DigNavs@library.ca.gov.

eBooks for All CA - Ongoing

The LSTA eBooks for All grant program has allocated \$1.25 million for collection development grants inside of the statewide collection. Your library or library

collaborative will be able to develop a collection that is accessible to all public libraries across the state. Applications were due 12/9/2022. Further details on the project [can be found here](#). LSTA funded.

For eBooks for All CA questions, please contact us at ltagrants@library.ca.gov

[Get Connected! California/Affordable Connectivity Program - Ongoing](#)

All California Libraries are invited to participate in the Get Connected! Initiative. Get Connected! promotes the Affordable Connectivity Program (ACP) which provides a monthly discount of up to \$30 off home internet to qualifying families. Libraries are encouraged to host enrollment events, with the support of CETF and Get Connected! These enrollment events will support eligible families interested in applying for ACP, answer questions about the ACP benefit, and provide hands-on assistance with the application. Patrons will be encouraged to bring the required documents to apply. To participate in an enrollment event and learn how you can help your patrons Get Connected! please visit <https://forms.gle/k6YiHeH8Suwhvxy97>. For more information on ACP please visit: www.internetforallnow.org/applytoday. State of CA funded.

[Parks Pass – Ongoing](#)

The California State Library seeks library practitioners to serve as peer reviewers for the [Parks Pass grant](#). We are hoping that this opportunity supports the library community in creating stronger grant applications, and will give the State Library important insights into this round of grant applications, and our grant process in general. [The interest form](#) is due by 11 am on Tuesday, January 17. The peer reviewer's evaluations are non-binding but will be taken into consideration for funding decisions. Your library cannot be applying for a current round of Parks Pass funding Application and more information can be found here: <https://forms.office.com/g/4C7v8GsQmR>. Submit by Jan 17 at 11 am.

Circulation statistics for last quarter (October-December 22) are due January 20. Login information has been sent to the LibPas account holder. We really appreciate the data and your support and feedback to make the program stronger and continue past its pilot program period.

A reminder that for those of you interested in applying for the Parks Pass round 2 grants, have questions about reporting for round 1 grants, or have any other parks pass questions, I am hosting office hours. Please join for any questions. (Password is parkspass):

- [Tues, 1/17 from 1-2](#)
- [Thursday, 1/26 from 10-11:30 am](#)

Questions? Contact lisa.nowlain@library.ca.gov.

Public Library Staff Education Program - Ongoing

The [Public Library Staff Education Program](#) is a tuition reimbursement program developed by the California State Library to support the professional development California public library workers by providing tuition reimbursement for courses required for a Master's degree in Library and Information Science. The student application call for the 2022-2023 Public Library Staff Education Program (PLSEP) has closed. Cooperative library system applications to administer tuition reimbursement are being reviewed.

For PLSEP questions, please contact us at plsep@library.ca.gov.

Tutoring Project – Ongoing

Every internet connected Californian is now able to access live, 24/7 online tutoring and homework help in all K-12 subjects. The passing of [AB 128](#) by the California State Legislature enabled the California State Library to partner with the Pacific Library Partnership in bringing this service to all CA Public Libraries. All California public libraries are able to offer Brainfuse's online tutoring and homework assistance service, HelpNow, to their users for two years at no cost. Every California student, with or without a library card, has access to 24/7 online tutoring in core K-12 subjects. Spanish language tutors will be available as well as tutors fluent in Mandarin, Cantonese, Vietnamese, and Tagalog. [See here for Full details on the Statewide tutoring project.](#) State of CA funded.

For Online Tutoring questions, email catutoring@library.ca.gov.

Zip Books Program - Ongoing

Zip books allows users to have library items purchased and directly shipped to their home address. The 2022/23 Zip Books program call for applications has closed. Congratulations to the 96 library jurisdictions that have been issued award letters! Program information can be found at [Zip Books Program - California State Library](#). State of CA funded.

The mid-project Narrative and Financial Reports are due 4/30/2022. For Zip Books questions, please contact us at ZipBooks@library.ca.gov.

Networking and Training

Career Pathways Webinars for 2023

The Career Pathways team at California State Library and Pacific Library Partnership is pleased to announce an upcoming series of opportunities for library staff of all levels and related community and workforce partners. The new

year is a perfect time to renew your commitment to sharing these resources with your community members!

The 2023 series of webinars is based on the [California Labor & Workforce Development Agency's](#) top 5 high-growth, high-need industries: Healthcare, Care Economy, Climate, Agriculture, and Infrastructure. We will be joined by experts from state and local agencies, and resources from the various CAreer Pathways platforms will be featured.

Register for upcoming webinars by clicking the links below or visiting the [CAreer Pathways Staff Resource page](#), where you can also find platform details, administration, marketing materials and more.

- [CAreer Pathways Resources for Healthcare Jobs](#)
Wednesday, January 18, 2023, 11:00 am – 12:00 pm
- [CAreer Pathways Resources for Care Economy Jobs](#)
Wednesday, February 8, 2023, 11:00 am – 12:00 pm
- [CAreer Pathways Resources for Climate Jobs](#)
Wednesday, March 1, 2023, 11:00 am – 12:00 pm
- [CAreer Pathways Resources for Agriculture Jobs](#)
Wednesday, March 22, 2023, 11:00 am – 12:00 pm
- [CAreer Pathways Resources for Infrastructure Jobs](#)
Wednesday, April 19, 2023, 11:00 am – 12:00 pm

New to the library or not sure which platforms your library offers? Check out the [CAreer Pathways Services Locator map](#). Archived webinars are available (for California library staff) on the [CALL Academy CAreer Pathways channel](#). Tip: Do not miss the [CAreer Pathways Marketing, Outreach, and Partnership Best Practices](#) webinar from December 2022, and big thanks to Monterey Park Bruggemeyer, Sunnyvale Public Library and NOVAworks staff for sharing!

CAreer Pathways is State of CA funded. Questions? CAPathways@library.ca.gov

[Directors Networking Conversations 2023](#)

Networking conversations for library directors continue and an invitation to participate is sent out on the directors' listserv as dates are scheduled. The next directors' networking calls will be held **Wednesday, January 25, 2023, 3:30-4:30 PM**. Directors can register for this meeting at https://us06web.zoom.us/join/zoom/register/tZUsceuuqT4vGtGj_oC9e6ZXhR2PYRpK8SdA For questions, please contact us at NetworkingGrant@library.ca.gov

Projects marked "LSTA funded" are supported in whole or in part by the U.S. Institute of Museum and Library Services under the provisions of the Library Services and Technology Act, administered in California by the State Librarian.

Projects marked "State of CA funded" are supported in whole or in part by funding provided by the State of California, administered by the California State Library.